

Livingston Essential Transportation Service

2017 Annual Agency Profile

General Information

Urbanized Area (UZA) Statistics - 2010 Census

South Lyon-Howell, MI
 103 Square Miles
 119,509 Population
 262 Pop. Rank out of 498 UZAs

Other UZAs Served

0 Michigan Non-UZA

Service Area Statistics

568 Square Miles
 189,985 Population

Service Consumption

142,228 Annual Unlinked Trips (UPT)

Service Supplied

726,704 Annual Vehicle Revenue Miles (VRM)
 40,012 Annual Vehicle Revenue Hours (VRH)

Database Information

NTDID: 50180

Reporter Type: Reduced Reporter

Financial Information

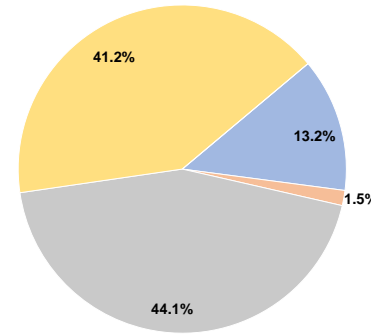
Sources of Operating Funds Expended

Fare Revenues	\$313,045	13.2%
Local Funds	\$35,478	1.5%
State Funds	\$1,046,621	44.1%
Federal Assistance	\$977,312	41.2%
Other Funds	\$0	0.0%
Total Operating Funds Expended	\$2,372,456	100.0%

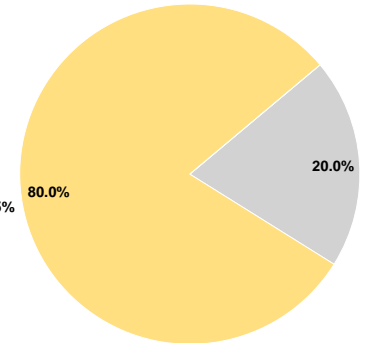
Sources of Capital Funds Expended

Fare Revenues	\$0	0.0%
Local Funds	\$0	0.0%
State Funds	\$139,824	20.0%
Federal Assistance	\$559,297	80.0%
Other Funds	\$0	0.0%
Total Capital Funds Expended	\$699,121	100.0%

Operating Funding Sources



Capital Funding Sources



Modal Characteristics

Operation Characteristics

Vehicles Operated at Maximum Service

Mode	Directly Operated	Purchased Transportation	Operating Expenses	Fare Revenues	Uses of Capital Funds	Annual Unlinked Trips	Annual Vehicle Revenue Miles	Annual Vehicle Revenue Hours	Average Fleet Age in Years ^a
Demand Response	23	-	\$2,372,456	\$313,045	\$699,121	142,228	726,704	40,012	3.2
Total	23	-	\$2,372,456	\$313,045	\$699,121	142,228	726,704	40,012	

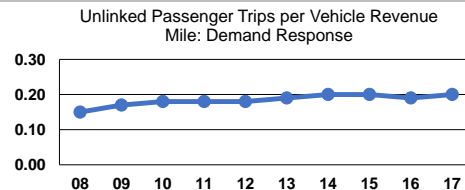
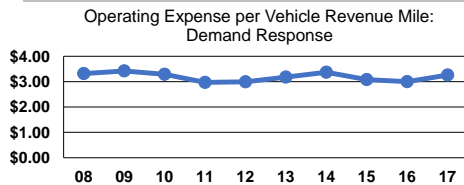
Performance Measures

Service Efficiency

Mode	Operating Expenses per Vehicle Revenue Mile	Operating Expenses per Vehicle Revenue Hour
Demand Response	\$3.26	\$59.29
Total	\$3.26	\$59.29

Service Effectiveness

Mode	Operating Expenses per Unlinked Passenger Trip	Unlinked Trips per Vehicle Revenue Mile	Unlinked Trips per Vehicle Revenue Hour
Demand Response	\$16.68	0.2	3.6
Total	\$16.68	0.2	3.6



Notes:

^aDemand Response - Taxi (DT) and non-dedicated fleets do not report fleet age data.