

# Boone County Council on Aging

## 2017 Annual Agency Profile

### General Information

#### Urbanized Area (UZA) Statistics - 2010 Census

Rockford, IL  
 153 Square Miles  
 296,863 Population  
 127 Pop. Rank out of 498 UZAs

#### Other UZAs Served

0 Illinois Non-UZA

#### Service Area Statistics

267 Square Miles  
 54,165 Population

#### Service Consumption

29,367 Annual Unlinked Trips (UPT)

#### Service Supplied

184,788 Annual Vehicle Revenue Miles (VRM)  
 11,990 Annual Vehicle Revenue Hours (VRH)

#### Database Information

NTDID: 50194

Reporter Type: Reduced Reporter

### Financial Information

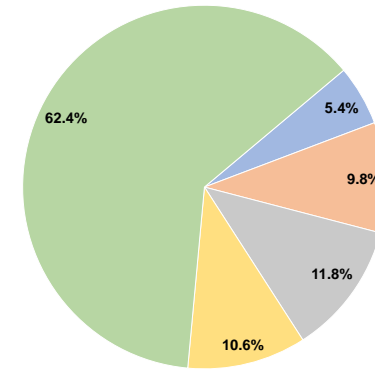
#### Sources of Operating Funds Expended

Fare Revenues	\$27,815	5.4%
Local Funds	\$51,000	9.8%
State Funds	\$61,505	11.8%
Federal Assistance	\$54,930	10.6%
Other Funds	\$324,328	62.4%
<b>Total Operating Funds Expended</b>	<b>\$519,578</b>	<b>100.0%</b>

#### Sources of Capital Funds Expended

Fare Revenues	\$0
Local Funds	\$0
State Funds	\$0
Federal Assistance	\$0
Other Funds	\$0
<b>Total Capital Funds Expended</b>	<b>\$0</b>

#### Operating Funding Sources



### Modal Characteristics

#### Operation Characteristics

#### Vehicles Operated at Maximum Service

Mode	Directly Operated	Purchased Transportation	Operating Expenses	Fare Revenues	Uses of Capital Funds	Annual Unlinked Trips	Annual Vehicle Revenue Miles	Annual Vehicle Revenue Hours	Average Fleet Age in Years <sup>a</sup>
Demand Response	12 <sup>1</sup>	-	\$519,578 <sup>1</sup>	\$27,815	\$0 <sup>1</sup>	29,367	184,788	11,990	4.3
<b>Total</b>	<b>12</b>	<b>-</b>	<b>\$519,578</b>	<b>\$27,815</b>	<b>\$0</b>	<b>29,367</b>	<b>184,788</b>	<b>11,990</b>	

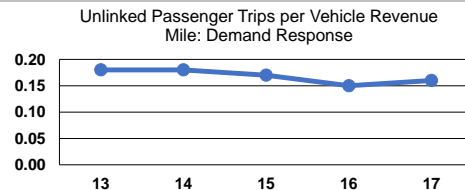
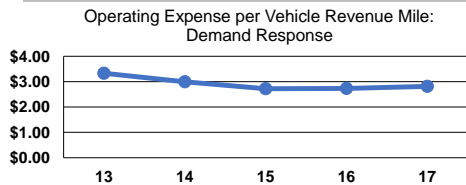
#### Performance Measures

#### Service Efficiency

Mode	Operating Expenses per Vehicle Revenue Mile	Operating Expenses per Vehicle Revenue Hour
Demand Response	\$2.81	\$43.33
<b>Total</b>	<b>\$2.81</b>	<b>\$43.33</b>

#### Service Effectiveness

Mode	Operating Expenses per Unlinked Passenger Trip	Unlinked Trips per Vehicle Revenue Mile	Unlinked Trips per Vehicle Revenue Hour
Demand Response	\$17.69	0.2	2.4
<b>Total</b>	<b>\$17.69</b>	<b>0.2</b>	<b>2.4</b>



#### Notes:

<sup>a</sup>Demand Response - Taxi (DT) and non-dedicated fleets do not report fleet age data.

<sup>1</sup>Includes data for a contract with another reporter.

\*This agency has a purchased transportation relationship in which they sell service to Rockford Mass Transit District (NTDID: 50058), and in which the data are captured in this report for mode DR/DO.