

Hancock Area Rural Transit

2017 Annual Agency Profile

General Information

Urbanized Area (UZA) Statistics - 2010 Census

Indianapolis, IN
 706 Square Miles
 1,487,483 Population
 33 Pop. Rank out of 498 UZAs

Other UZAs Served

0 Indiana Non-UZA

Service Area Statistics

304 Square Miles
 70,002 Population

Service Consumption

22,568 Annual Unlinked Trips (UPT)

Service Supplied

196,884 Annual Vehicle Revenue Miles (VRM)
 17,365 Annual Vehicle Revenue Hours (VRH)

Database Information

NTDID: 50201

Reporter Type: Reduced Reporter

Financial Information

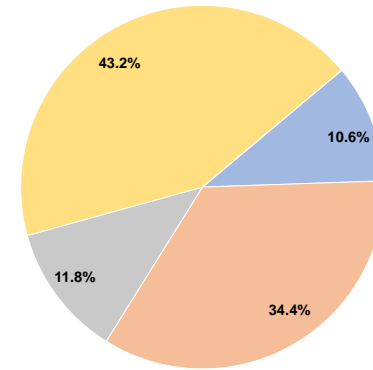
Sources of Operating Funds Expended

Fare Revenues	\$54,256	10.6%
Local Funds	\$176,623	34.4%
State Funds	\$60,681	11.8%
Federal Assistance	\$221,615	43.2%
Other Funds	\$0	0.0%
Total Operating Funds Expended	\$513,175	100.0%

Sources of Capital Funds Expended

Fare Revenues	\$0
Local Funds	\$0
State Funds	\$0
Federal Assistance	\$0
Other Funds	\$0
Total Capital Funds Expended	\$0

Operating Funding Sources



Modal Characteristics

Operation Characteristics

Vehicles Operated at Maximum Service

Mode	Directly Operated	Purchased Transportation	Operating Expenses	Fare Revenues	Uses of Capital Funds	Annual Unlinked Trips	Annual Vehicle Revenue Miles	Annual Vehicle Revenue Hours	Average Fleet Age in Years ^a
Demand Response	10	-	\$513,175	\$54,256	\$0	22,568	196,884	17,365	6.8
Total	10	-	\$513,175	\$54,256	\$0	22,568	196,884	17,365	

Performance Measures

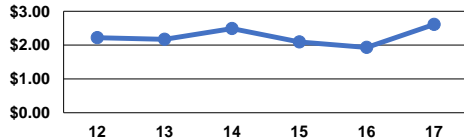
Service Efficiency

Mode	Operating Expenses per Vehicle Revenue Mile	Operating Expenses per Vehicle Revenue Hour
Demand Response	\$2.61	\$29.55
Total	\$2.61	\$29.55

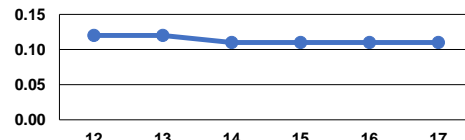
Service Effectiveness

Mode	Operating Expenses per Unlinked Passenger Trip	Unlinked Trips per Vehicle Revenue Mile	Unlinked Trips per Vehicle Revenue Hour
Demand Response	\$22.74	0.1	1.3
Total	\$22.74	0.1	1.3

Operating Expense per Vehicle Revenue Mile: Demand Response



Unlinked Passenger Trips per Vehicle Revenue Mile: Demand Response



Notes:

^aDemand Response - Taxi (DT) and non-dedicated fleets do not report fleet age data.