

Midland Dial-A-Ride

2017 Annual Agency Profile

General Information

Urbanized Area (UZA) Statistics - 2010 Census

Midland, MI
45 Square Miles
59,014 Population
450 Pop. Rank out of 498 UZAs

Service Area Statistics

36 Square Miles
42,075 Population

Service Consumption

112,274 Annual Unlinked Trips (UPT)

Service Supplied

432,970 Annual Vehicle Revenue Miles (VRM)
28,163 Annual Vehicle Revenue Hours (VRH)

Database Information

NTDID: 50207

Reporter Type: Reduced Reporter

Financial Information

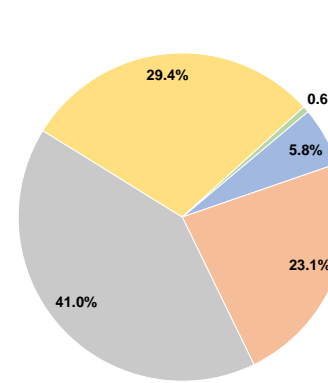
Sources of Operating Funds Expended

Fare Revenues	\$115,339	5.8%
Local Funds	\$457,643	23.1%
State Funds	\$813,143	41.0%
Federal Assistance	\$583,598	29.4%
Other Funds	\$12,011	0.6%
Total Operating Funds Expended	\$1,981,734	100.0%

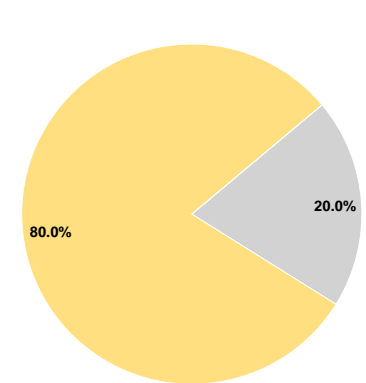
Sources of Capital Funds Expended

Fare Revenues	\$0	0.0%
Local Funds	\$0	0.0%
State Funds	\$1,799	20.0%
Federal Assistance	\$7,195	80.0%
Other Funds	\$0	0.0%
Total Capital Funds Expended	\$8,994	100.0%

Operating Funding Sources



Capital Funding Sources



Modal Characteristics

Operation Characteristics

Vehicles Operated at Maximum Service

Mode	Directly Operated	Purchased Transportation	Operating Expenses	Fare Revenues	Uses of Capital Funds	Annual Unlinked Trips	Annual Vehicle Revenue Miles	Annual Vehicle Revenue Hours	Average Fleet Age in Years ^a
Demand Response	12	-	\$1,981,734	\$115,339	\$8,994	112,274	432,970	28,163	2.2
Total	12	-	\$1,981,734	\$115,339	\$8,994	112,274	432,970	28,163	

Performance Measures

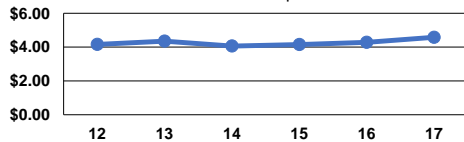
Service Efficiency

Mode	Operating Expenses per Vehicle Revenue Mile	Operating Expenses per Vehicle Revenue Hour
Demand Response	\$4.58	\$70.37
Total	\$4.58	\$70.37

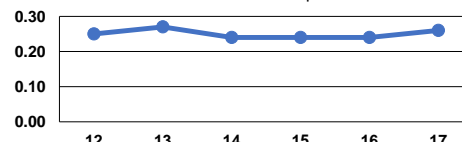
Service Effectiveness

Mode	Operating Expenses per Unlinked Passenger Trip	Unlinked Trips per Vehicle Revenue Mile	Unlinked Trips per Vehicle Revenue Hour
Demand Response	\$17.65	0.3	4.0
Total	\$17.65	0.3	4.0

Operating Expense per Vehicle Revenue Mile: Demand Response



Unlinked Passenger Trips per Vehicle Revenue Mile: Demand Response



Notes:

^aDemand Response - Taxi (DT) and non-dedicated fleets do not report fleet age data.