

Midland County Board of Commissioners

2017 Annual Agency Profile

General Information

Urbanized Area (UZA) Statistics - 2010 Census

Midland, MI
45 Square Miles
59,014 Population
450 Pop. Rank out of 498 UZAs

Other UZAs Served

0 Michigan Non-UZA

Service Area Statistics

528 Square Miles
83,629 Population

Service Consumption

74,124 Annual Unlinked Trips (UPT)

Service Supplied

1,035,790 Annual Vehicle Revenue Miles (VRM)
45,998 Annual Vehicle Revenue Hours (VRH)

Database Information

NTDID: 50208

Reporter Type: Reduced Reporter

Financial Information

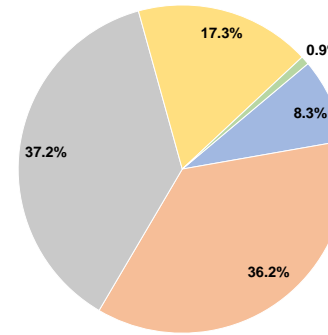
Sources of Operating Funds Expended

Fare Revenues	\$220,510	8.3%
Local Funds	\$956,934	36.2%
State Funds	\$983,216	37.2%
Federal Assistance	\$458,150	17.3%
Other Funds	\$22,459	0.9%
Total Operating Funds Expended	\$2,641,269	100.0%

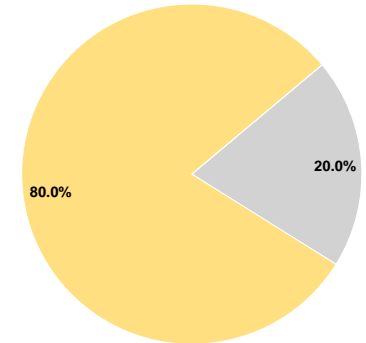
Sources of Capital Funds Expended

Fare Revenues	\$0	0.0%
Local Funds	\$0	0.0%
State Funds	\$54,148	20.0%
Federal Assistance	\$216,593	80.0%
Other Funds	\$0	0.0%
Total Capital Funds Expended	\$270,741	100.0%

Operating Funding Sources



Capital Funding Sources



Modal Characteristics

Operation Characteristics

Vehicles Operated at Maximum Service

Mode	Directly Operated	Purchased Transportation	Operating Expenses	Fare Revenues	Uses of Capital Funds	Annual Unlinked Trips	Annual Vehicle Revenue Miles	Annual Vehicle Revenue Hours	Average Fleet Age in Years ^a
Demand Response	22	-	\$2,641,269	\$220,510	\$270,741	74,124	1,035,790	45,998	4.5
Total	22	-	\$2,641,269	\$220,510	\$270,741	74,124	1,035,790	45,998	

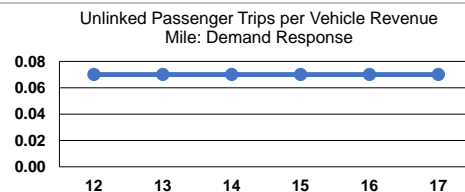
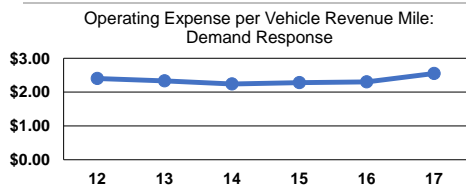
Performance Measures

Service Efficiency

Mode	Operating Expenses per Vehicle Revenue Mile	Operating Expenses per Vehicle Revenue Hour
Demand Response	\$2.55	\$57.42
Total	\$2.55	\$57.42

Service Effectiveness

Mode	Operating Expenses per Unlinked Passenger Trip	Unlinked Trips per Vehicle Revenue Mile	Unlinked Trips per Vehicle Revenue Hour
Demand Response	\$35.63	0.1	1.6
Total	\$35.63	0.1	1.6



Notes:

^aDemand Response - Taxi (DT) and non-dedicated fleets do not report fleet age data.