

Central Indiana Regional Transportation Authority

2017 Annual Agency Profile

General Information

Urbanized Area (UZA) Statistics - 2010 Census

Indianapolis, IN
706 Square Miles
1,487,483 Population
33 Pop. Rank out of 498 UZAs

Other UZAs Served

0 Indiana Non-UZA, 322 Muncie, IN, 330 Anderson, IN

Service Area Statistics

3,906 Square Miles
2,053,107 Population

Service Consumption

109,605 Annual Unlinked Trips (UPT)

Service Supplied

693,661 Annual Vehicle Revenue Miles (VRM)
19,356 Annual Vehicle Revenue Hours (VRH)

Database Information

NTDID: 50209

Reporter Type: Reduced Reporter

Financial Information

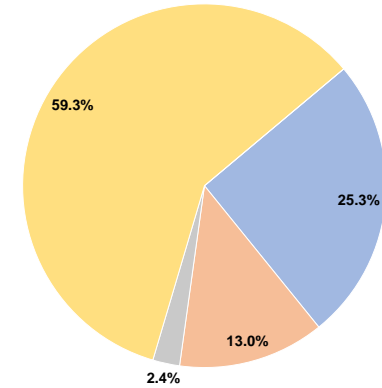
Sources of Operating Funds Expended

Fare Revenues	\$308,732	25.3%
Local Funds	\$158,955	13.0%
State Funds	\$29,218	2.4%
Federal Assistance	\$724,178	59.3%
Other Funds	\$0	0.0%
Total Operating Funds Expended	\$1,221,083	100.0%

Sources of Capital Funds Expended

Fare Revenues	\$0
Local Funds	\$0
State Funds	\$0
Federal Assistance	\$0
Other Funds	\$0
Total Capital Funds Expended	\$0

Operating Funding Sources



Modal Characteristics

Operation Characteristics

Vehicles Operated at Maximum Service

Mode	Directly Operated	Purchased Transportation	Operating Expenses	Fare Revenues	Uses of Capital Funds	Annual Unlinked Trips	Annual Vehicle Revenue Miles	Annual Vehicle Revenue Hours	Average Fleet Age in Years ^a
Commuter Bus	-	3	\$576,932	\$40,995	\$0	43,284	226,606	9,163	0.0
Vanpool	-	24	\$372,087	\$267,737	\$0	66,321	467,055	10,193	0.8
Total	-	27	\$949,019	\$308,732	\$0	109,605	693,661	19,356	

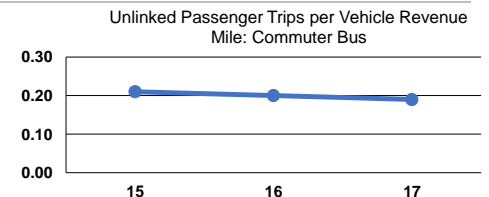
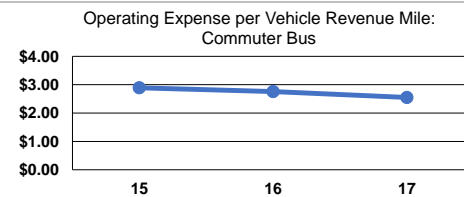
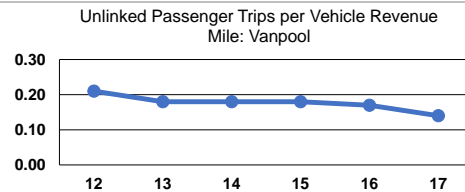
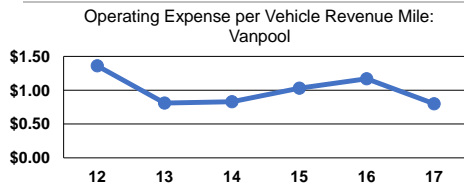
Performance Measures

Service Efficiency

Mode	Operating Expenses per Vehicle Revenue Mile	Operating Expenses per Vehicle Revenue Hour
Commuter Bus	\$2.55	\$62.96
Vanpool	\$0.80	\$36.50
Total	\$1.37	\$49.03

Service Effectiveness

Mode	Operating Expenses per Unlinked Passenger Trip	Unlinked Trips per Vehicle Revenue Mile	Unlinked Trips per Vehicle Revenue Hour
Commuter Bus	\$13.33	0.2	4.7
Vanpool	\$5.61	0.1	6.5
Total	\$8.66	0.2	5.7



Notes:

^aDemand Response - Taxi (DT) and non-dedicated fleets do not report fleet age data.

