

General Information

Urbanized Area (UZA) Statistics - 2010 Census

West Bend, WI
38 **Square Miles**
68,444 **Population**
405 **Pop. Rank out of 498 UZAs**

Other UZAs Served

0 Wisconsin Non-UZA

Service Area Statistics

8 **Square Miles**
15,052 **Population**

Service Consumption

19,144 **Annual Unlinked Trips (UPT)**

Service Supplied

38,979 **Annual Vehicle Revenue Miles (VRM)**
5,566 **Annual Vehicle Revenue Hours (VRH)**

Database Information

NTDID: 50210

Reporter Type: Reduced Reporter

Financial Information

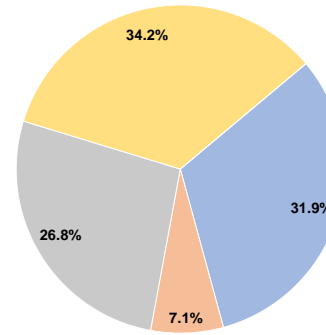
Sources of Operating Funds Expended

Fare Revenues	\$68,133	31.9%
Local Funds	\$15,277	7.1%
State Funds	\$57,325	26.8%
Federal Assistance	\$73,044	34.2%
Other Funds	\$0	0.0%
Total Operating Funds Expended	\$213,779	100.0%

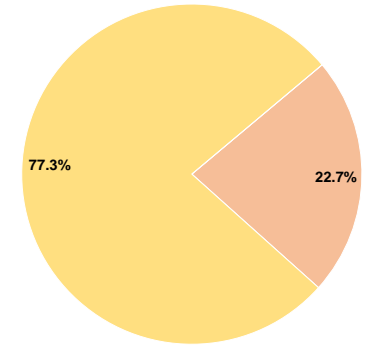
Sources of Capital Funds Expended

Fare Revenues	\$0	0.0%
Local Funds	\$7,822	22.7%
State Funds	\$0	0.0%
Federal Assistance	\$26,574	77.3%
Other Funds	\$0	0.0%
Total Capital Funds Expended	\$34,396	100.0%

Operating Funding Sources



Capital Funding Sources



Modal Characteristics

Operation Characteristics

Vehicles Operated at Maximum Service

Mode	Directly Operated	Purchased Transportation	Operating Expenses	Fare Revenues	Uses of Capital Funds	Annual Unlinked Trips	Annual Vehicle Revenue Miles	Annual Vehicle Revenue Hours	Average Fleet Age in Years ^a
Demand Response	2	-	\$213,779	\$68,133	\$34,396	19,144	38,979	5,566	3.0
Total	2	-	\$213,779	\$68,133	\$34,396	19,144	38,979	5,566	

Performance Measures

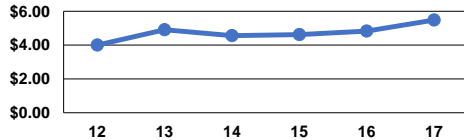
Service Efficiency

Mode	Operating Expenses per Vehicle Revenue Mile	Operating Expenses per Vehicle Revenue Hour
Demand Response	\$5.48	\$38.41
Total	\$5.48	\$38.41

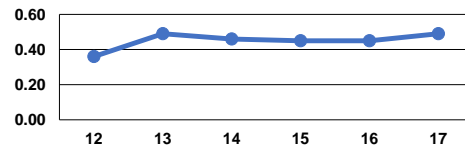
Service Effectiveness

Mode	Operating Expenses per Unlinked Passenger Trip	Unlinked Trips per Vehicle Revenue Mile	Unlinked Trips per Vehicle Revenue Hour
Demand Response	\$11.17	0.5	3.4
Total	\$11.17	0.5	3.4

Operating Expense per Vehicle Revenue Mile: Demand Response



Unlinked Passenger Trips per Vehicle Revenue Mile: Demand Response



Notes:

^aDemand Response - Taxi (DT) and non-dedicated fleets do not report fleet age data.