

Voluntary Action Center

2017 Annual Agency Profile

General Information

Urbanized Area (UZA) Statistics - 2010 Census

DeKalb, IL
 26 Square Miles
 68,545 Population
 404 Pop. Rank out of 498 UZAs

Other UZAs Served

0 Illinois Non-UZA

Service Area Statistics

608 Square Miles
 65,653 Population

Service Consumption

197,925 Annual Unlinked Trips (UPT)

Service Supplied

563,423 Annual Vehicle Revenue Miles (VRM)
 54,375 Annual Vehicle Revenue Hours (VRH)

Database Information

NTDID: 50215

Reporter Type: Reduced Reporter

Financial Information

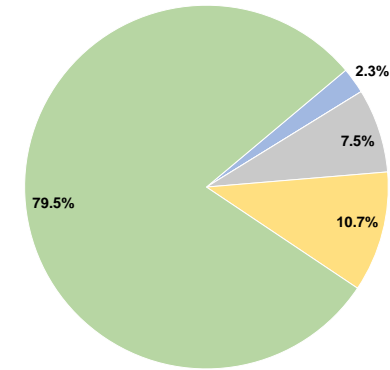
Sources of Operating Funds Expended

Fare Revenues	\$80,396	2.3%
Local Funds	\$0	0.0%
State Funds	\$259,624	7.5%
Federal Assistance	\$372,475	10.7%
Other Funds	\$2,762,891	79.5%
Total Operating Funds Expended	\$3,475,386	100.0%

Sources of Capital Funds Expended

Fare Revenues	\$0
Local Funds	\$0
State Funds	\$0
Federal Assistance	\$0
Other Funds	\$0
Total Capital Funds Expended	\$0

Operating Funding Sources



Modal Characteristics

Operation Characteristics

Vehicles Operated at Maximum Service

Mode	Directly Operated	Purchased Transportation	Operating Expenses	Fare Revenues	Uses of Capital Funds	Annual Unlinked Trips	Annual Vehicle Revenue Miles	Annual Vehicle Revenue Hours	Average Fleet Age in Years ^a
Demand Response	23 ¹	-	\$2,448,397 ¹	\$59,099	\$0 ¹	70,388	472,129	43,693	7.1
Bus	4 ¹	-	\$1,026,989 ¹	\$21,297	\$0 ¹	127,537	91,294	10,682	5.8
Total	27	-	\$3,475,386	\$80,396	\$0	197,925	563,423	54,375	

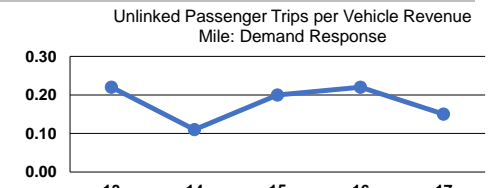
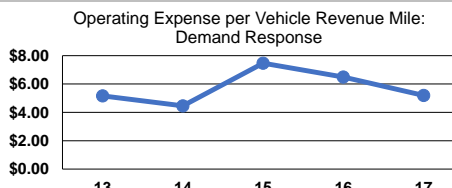
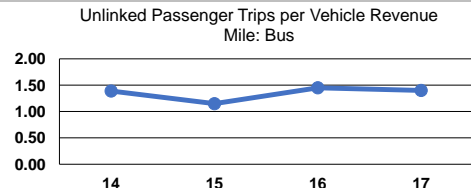
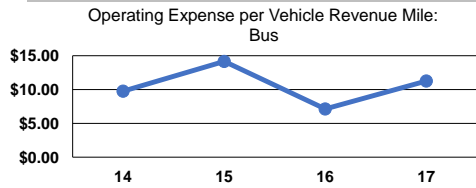
Performance Measures

Service Efficiency

Mode	Operating Expenses per Vehicle Revenue Mile	Operating Expenses per Vehicle Revenue Hour
Demand Response	\$5.19	\$56.04
Bus	\$11.25	\$96.14
Total	\$6.17	\$63.92

Service Effectiveness

Mode	Operating Expenses per Unlinked Passenger Trip	Unlinked Trips per Vehicle Revenue Mile	Unlinked Trips per Vehicle Revenue Hour
Demand Response	\$34.78	0.1	1.6
Bus	\$8.05	1.4	11.9
Total	\$17.56	0.4	3.6



Notes:

^aDemand Response - Taxi (DT) and non-dedicated fleets do not report fleet age data.

¹Includes data for a contract with another reporter.

*This agency has a purchased transportation relationship in which they sell service to City of DeKalb (NTDID: 50176), and in which the data are captured in this report for mode DR/DO.

*This agency has a purchased transportation relationship in which they sell service to City of DeKalb (NTDID: 50176), and in which the data are captured in this report for mode MB/DO.

