

# Red Lake Band of the Chippewa

2017 Annual Agency Profile

## General Information

### Federally Recognized Tribal Statistical Areas

Red Lake Reservation, MN

### Service Consumption

25,077 Annual Unlinked Trips (UPT)

### Service Supplied

168,434 Annual Vehicle Revenue Miles (VRM)

7,414 Annual Vehicle Revenue Hours (VRH)

### Database Information

NTDID: 55234

Reporter Type: Tribal Reporter

## Financial Information

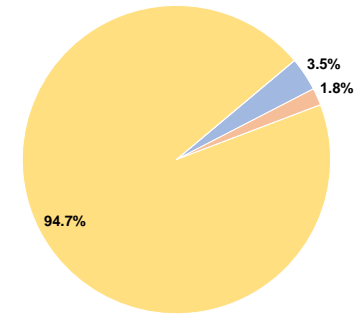
### Sources of Operating Funds Expended

Fare Revenues	\$19,785	3.5%
Local Funds	\$10,148	1.8%
State Funds	\$0	0.0%
Federal Assistance	\$531,383	94.7%
Other Funds	\$0	0.0%
<b>Total Operating Funds Expended</b>	<b>\$561,316</b>	<b>100.0%</b>

### Sources of Capital Funds Expended

Fare Revenues	\$0
Local Funds	\$0
State Funds	\$0
Federal Assistance	\$0
Other Funds	\$0
<b>Total Capital Funds Expended</b>	<b>\$0</b>

### Operating Funding Sources



## Modal Characteristics

### Operation Characteristics

#### Vehicles Operated at Maximum Service

Mode	Directly Operated	Purchased Transportation	Operating Expenses	Fare Revenues	Uses of Capital Funds	Annual Unlinked Trips	Annual Vehicle Revenue Miles	Annual Vehicle Revenue Hours	Average Fleet Age in Years <sup>a</sup>
Demand Response	6	-	\$336,677	\$11,867	\$0	15,041	101,027	4,447	2.3
Bus	2	-	\$224,639	\$7,918	\$0	10,036	67,407	2,967	2.3
<b>Total</b>	<b>8</b>	<b>-</b>	<b>\$561,316</b>	<b>\$19,785</b>	<b>\$0</b>	<b>25,077</b>	<b>168,434</b>	<b>7,414</b>	

### Performance Measures

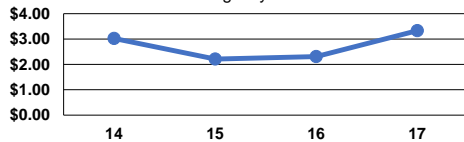
#### Service Efficiency

Mode	Operating Expenses per Vehicle Revenue Mile	Operating Expenses per Vehicle Revenue Hour
Demand Response	\$3.33	\$75.71
Bus	\$3.33	\$75.71
<b>Total</b>	<b>\$3.33</b>	<b>\$75.71</b>

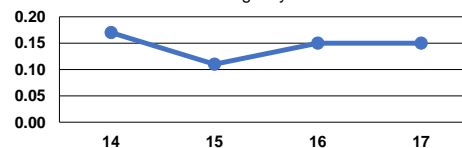
#### Service Effectiveness

Mode	Operating Expenses per Unlinked Passenger Trip	Unlinked Trips per Vehicle Revenue Mile	Unlinked Trips per Vehicle Revenue Hour
Demand Response	\$22.38	0.1	3.4
Bus	\$22.38	0.1	3.4
<b>Total</b>	<b>\$22.38</b>	<b>0.1</b>	<b>3.4</b>

Operating Expense per Vehicle Revenue Mile: Agency Total



Unlinked Passenger Trips per Vehicle Revenue Mile: Agency Total



**Notes:**

<sup>a</sup>Demand Response - Taxi (DT) and non-dedicated fleets do not report fleet age data.