

Bois Forte Reservation Tribal Council

2017 Annual Agency Profile

General Information

Federally Recognized Tribal Statistical Areas

Bois Forte Reservation and Off-Reservation Trust Land, MN

Service Consumption

21,421 Annual Unlinked Trips (UPT)

Service Supplied

256,210 Annual Vehicle Revenue Miles (VRM)

10,508 Annual Vehicle Revenue Hours (VRH)

Database Information

NTDID: 55252

Reporter Type: Tribal Reporter

Financial Information

Sources of Operating Funds Expended

Fare Revenues	\$14,293	2.8%
Local Funds	\$58,225	11.4%
State Funds	\$0	0.0%
Federal Assistance	\$348,789	68.5%
Other Funds	\$87,799	17.2%

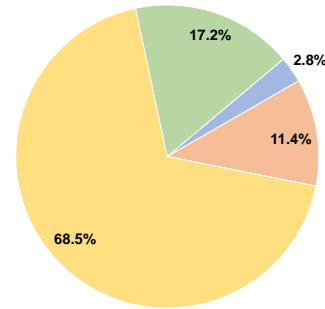
Total Operating Funds Expended \$509,106 100.0%

Sources of Capital Funds Expended

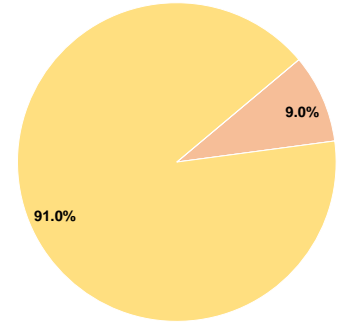
Fare Revenues	\$0	0.0%
Local Funds	\$18,694	9.0%
State Funds	\$0	0.0%
Federal Assistance	\$189,005	91.0%
Other Funds	\$0	0.0%

Total Capital Funds Expended \$207,699 100.0%

Operating Funding Sources



Capital Funding Sources



Modal Characteristics

Operation Characteristics

Vehicles Operated at Maximum Service

Mode	Directly Operated	Purchased Transportation	Operating Expenses	Fare Revenues	Uses of Capital Funds	Annual Unlinked Trips	Annual Vehicle Revenue Miles	Annual Vehicle Revenue Hours	Average Fleet Age in Years ^a
Commuter Bus	4	-	\$75,959	\$2,144	\$31,155	2,617	31,838	1,082	2.5
Demand Response	4	-	\$433,147	\$12,149	\$176,544	18,804	224,372	9,426	2.5
Total	8	-	\$509,106	\$14,293	\$207,699	21,421	256,210	10,508	

Performance Measures

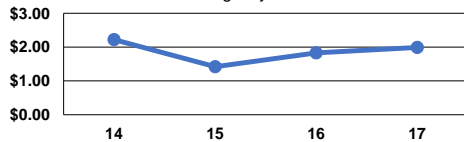
Service Efficiency

Mode	Operating Expenses per Vehicle Revenue Mile	Operating Expenses per Vehicle Revenue Hour
Commuter Bus	\$2.39	\$70.20
Demand Response	\$1.93	\$45.95
Total	\$1.99	\$48.45

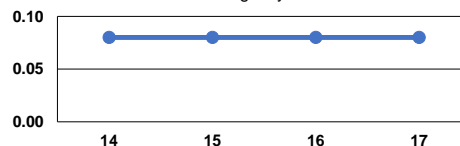
Service Effectiveness

Mode	Operating Expenses per Unlinked Passenger Trip	Unlinked Trips per Vehicle Revenue Mile	Unlinked Trips per Vehicle Revenue Hour
Commuter Bus	\$29.03	0.1	2.4
Demand Response	\$23.03	0.1	2.0
Total	\$23.77	0.1	2.0

Operating Expense per Vehicle Revenue Mile: Agency Total



Unlinked Passenger Trips per Vehicle Revenue Mile: Agency Total



Notes:

^aDemand Response - Taxi (DT) and non-dedicated fleets do not report fleet age data.