

Henry County 2017 Annual Agency Profile

General Information

Service Consumption

45,689 Annual Unlinked Trips (UPT)

Service Supplied

320,628 Annual Vehicle Revenue Miles (VRM)

14,632 Annual Vehicle Revenue Hours (VRH)

Summary of Operating Expenses (OE)

\$567,907 Total Operating Expenses

Database Information

NTDID: 5R01-50301

Reporter Type: Rural General Public Transit

Financial Information

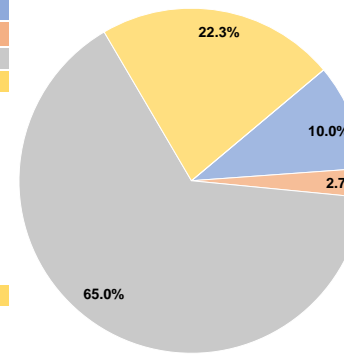
Sources of Operating Funds Expended

Fare Revenues	\$56,599	10.0%
Local Funds	\$15,311	2.7%
State Funds	\$369,139	65.0%
Federal Assistance	\$126,858	22.3%
Other Funds	\$0	0.0%
Total Operating Funds Expended	\$567,907	100.0%

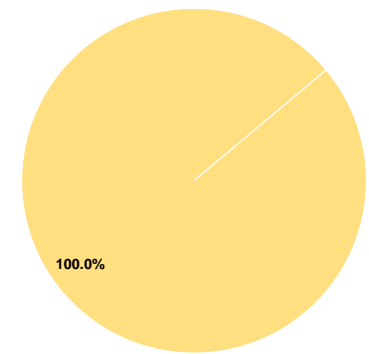
Sources of Capital Funds Expended

Fare Revenues	\$0	0.0%
Local Funds	\$0	0.0%
State Funds	\$0	0.0%
Federal Assistance	\$38,176	100.0%
Other Funds	\$0	0.0%
Total Capital Funds Expended	\$38,176	100.0%

Operating Funding Sources



Capital Funding Sources



Modal Characteristics

Operation Characteristics

Vehicles Operated at Maximum Service

Mode	Directly Operated	Purchased Transportation	Operating Expenses	Fare Revenues	Uses of Capital Funds	Annual Unlinked Trips	Annual Vehicle Revenue Miles	Annual Vehicle Revenue Hours
Demand Response	11	-	\$567,907	\$56,599	\$38,176	45,689	320,628	14,632
Total	11	-	\$567,907	\$56,599	\$38,176	45,689	320,628	14,632

Performance Measures

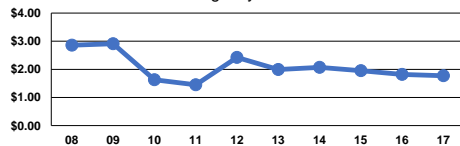
Service Efficiency

Mode	Operating Expenses per Vehicle Revenue Mile	Operating Expenses per Vehicle Revenue Hour
Demand Response	\$1.77	\$38.81
Total	\$1.77	\$38.81

Service Effectiveness

Mode	Operating Expenses per Unlinked Passenger Trip	Unlinked Trips per Vehicle Revenue Mile	Unlinked Trips per Vehicle Revenue Hour
Demand Response	\$12.43	0.1	3.1
Total	\$12.43	0.1	3.1

Operating Expense per Vehicle Revenue Mile: Agency Total



Unlinked Passenger Trips per Vehicle Revenue Mile: Agency Total

