

# Kankakee County

## 2017 Annual Agency Profile

### General Information

#### Service Consumption

30,209 Annual Unlinked Trips (UPT)

#### Service Supplied

231,545 Annual Vehicle Revenue Miles (VRM)

13,236 Annual Vehicle Revenue Hours (VRH)

#### Summary of Operating Expenses (OE)

\$653,879 Total Operating Expenses

#### Database Information

NTDID: 5R01-50328

Reporter Type: Rural General Public Transit

### Financial Information

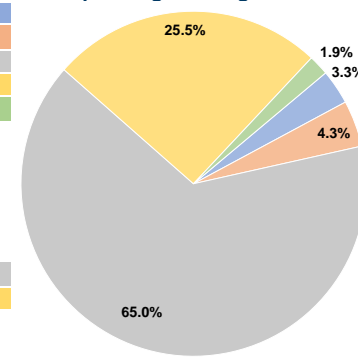
#### Sources of Operating Funds Expended

Fare Revenues	\$21,343	3.3%
Local Funds	\$28,395	4.3%
State Funds	\$425,021	65.0%
Federal Assistance	\$166,698	25.5%
Other Funds	\$12,422	1.9%
<b>Total Operating Funds Expended</b>	<b>\$653,879</b>	<b>100.0%</b>

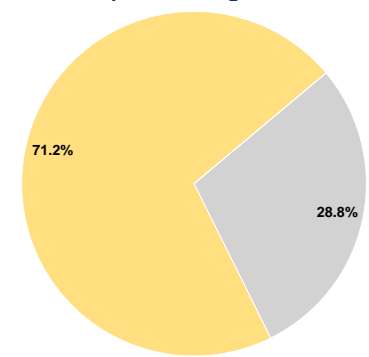
#### Sources of Capital Funds Expended

Fare Revenues	\$0	0.0%
Local Funds	\$0	0.0%
State Funds	\$22,933	28.8%
Federal Assistance	\$56,765	71.2%
Other Funds	\$0	0.0%
<b>Total Capital Funds Expended</b>	<b>\$79,698</b>	<b>100.0%</b>

#### Operating Funding Sources



#### Capital Funding Sources



### Modal Characteristics

#### Operation Characteristics

#### Vehicles Operated at Maximum Service

Mode	Directly Operated	Purchased Transportation	Operating Expenses	Fare Revenues	Uses of Capital Funds	Annual Unlinked Trips	Annual Vehicle Revenue Miles	Annual Vehicle Revenue Hours
Demand Response	5	-	\$398,277	\$7,875	\$22,933	14,905	126,254	9,697
Bus	5	-	\$255,602	\$13,468	\$56,765	15,304	105,291	3,539
<b>Total</b>	<b>10</b>	<b>-</b>	<b>\$653,879</b>	<b>\$21,343</b>	<b>\$79,698</b>	<b>30,209</b>	<b>231,545</b>	<b>13,236</b>

#### Performance Measures

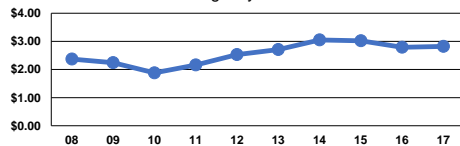
#### Service Efficiency

Mode	Operating Expenses per Vehicle Revenue Mile	Operating Expenses per Vehicle Revenue Hour
Demand Response	\$3.15	\$41.07
Bus	\$2.43	\$72.22
<b>Total</b>	<b>\$2.82</b>	<b>\$49.40</b>

#### Service Effectiveness

Mode	Operating Expenses per Unlinked Passenger Trip	Unlinked Trips per Vehicle Revenue Mile	Unlinked Trips per Vehicle Revenue Hour
Demand Response	\$26.72	0.1	1.5
Bus	\$16.70	0.1	4.3
<b>Total</b>	<b>\$21.65</b>	<b>0.1</b>	<b>2.3</b>

Operating Expense per Vehicle Revenue Mile: Agency Total



Unlinked Passenger Trips per Vehicle Revenue Mile: Agency Total

