

# Coles County

## 2017 Annual Agency Profile

### General Information

#### Service Consumption

69,495 Annual Unlinked Trips (UPT)

#### Service Supplied

342,537 Annual Vehicle Revenue Miles (VRM)

17,556 Annual Vehicle Revenue Hours (VRH)

#### Summary of Operating Expenses (OE)

\$900,566 Total Operating Expenses

#### Database Information

NTDID: 5R01-50447

Reporter Type: Rural General Public Transit

### Financial Information

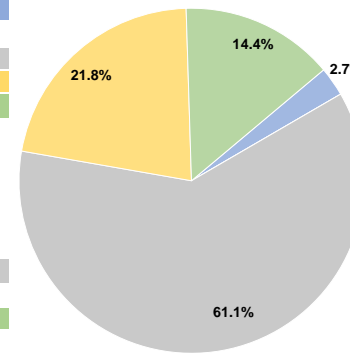
#### Sources of Operating Funds Expended

Fare Revenues	\$24,670	2.7%
Local Funds	\$0	0.0%
State Funds	\$550,474	61.1%
Federal Assistance	\$195,892	21.8%
Other Funds	\$129,530	14.4%
<b>Total Operating Funds Expended</b>	<b>\$900,566</b>	<b>100.0%</b>

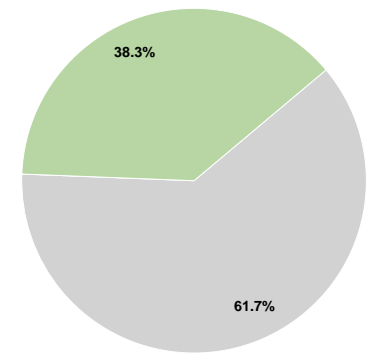
#### Sources of Capital Funds Expended

Fare Revenues	\$0	0.0%
Local Funds	\$0	0.0%
State Funds	\$91,541	61.7%
Federal Assistance	\$0	0.0%
Other Funds	\$56,755	38.3%
<b>Total Capital Funds Expended</b>	<b>\$148,296</b>	<b>100.0%</b>

#### Operating Funding Sources



#### Capital Funding Sources



### Modal Characteristics

#### Operation Characteristics

#### Vehicles Operated at Maximum Service

Mode	Directly Operated	Purchased Transportation	Operating Expenses	Fare Revenues	Uses of Capital Funds	Annual Unlinked Trips	Annual Vehicle Revenue Miles	Annual Vehicle Revenue Hours
Demand Response	15	-	\$900,566	\$24,670	\$148,296	69,495	342,537	17,556
<b>Total</b>	<b>15</b>	<b>-</b>	<b>\$900,566</b>	<b>\$24,670</b>	<b>\$148,296</b>	<b>69,495</b>	<b>342,537</b>	<b>17,556</b>

#### Performance Measures

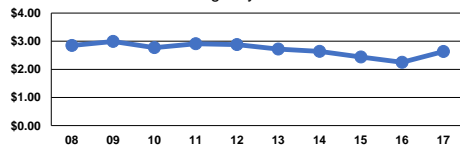
#### Service Efficiency

Mode	Operating Expenses per Vehicle Revenue Mile	Operating Expenses per Vehicle Revenue Hour
Demand Response	\$2.63	\$51.30
<b>Total</b>	<b>\$2.63</b>	<b>\$51.30</b>

#### Service Effectiveness

Mode	Operating Expenses per Unlinked Passenger Trip	Unlinked Trips per Vehicle Revenue Mile	Unlinked Trips per Vehicle Revenue Hour
Demand Response	\$12.96	0.2	4.0
<b>Total</b>	<b>\$12.96</b>	<b>0.2</b>	<b>4.0</b>

Operating Expense per Vehicle Revenue Mile: Agency Total



Unlinked Passenger Trips per Vehicle Revenue Mile: Agency Total

