

Steuben County Commissioners

2017 Annual Agency Profile

General Information

Service Consumption

16,265 Annual Unlinked Trips (UPT)

Service Supplied

163,510 Annual Vehicle Revenue Miles (VRM)

10,460 Annual Vehicle Revenue Hours (VRH)

Summary of Operating Expenses (OE)

\$353,358 Total Operating Expenses

Database Information

NTDID: 5R02-50248

Reporter Type: Rural General Public Transit

Financial Information

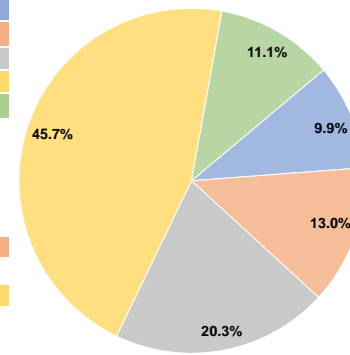
Sources of Operating Funds Expended

Fare Revenues	\$35,001	9.9%
Local Funds	\$46,000	13.0%
State Funds	\$71,864	20.3%
Federal Assistance	\$161,438	45.7%
Other Funds	\$39,055	11.1%
Total Operating Funds Expended	\$353,358	100.0%

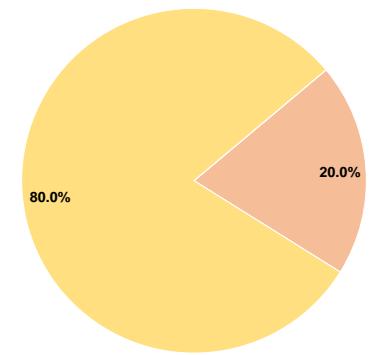
Sources of Capital Funds Expended

Fare Revenues	\$0	0.0%
Local Funds	\$6,997	20.0%
State Funds	\$0	0.0%
Federal Assistance	\$27,989	80.0%
Other Funds	\$0	0.0%
Total Capital Funds Expended	\$34,986	100.0%

Operating Funding Sources



Capital Funding Sources



Modal Characteristics

Operation Characteristics

Vehicles Operated at Maximum Service

Mode	Directly Operated	Purchased Transportation	Operating Expenses	Fare Revenues	Uses of Capital Funds	Annual Unlinked Trips	Annual Vehicle Revenue Miles	Annual Vehicle Revenue Hours
Demand Response	8	-	\$353,358	\$35,001	\$34,986	16,265	163,510	10,460
Total	8	-	\$353,358	\$35,001	\$34,986	16,265	163,510	10,460

Performance Measures

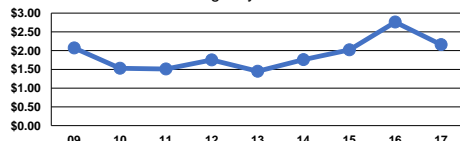
Service Efficiency

Mode	Operating Expenses per Vehicle Revenue Mile	Operating Expenses per Vehicle Revenue Hour
Demand Response	\$2.16	\$33.78
Total	\$2.16	\$33.78

Service Effectiveness

Mode	Operating Expenses per Unlinked Passenger Trip	Unlinked Trips per Vehicle Revenue Mile	Unlinked Trips per Vehicle Revenue Hour
Demand Response	\$21.73	0.1	1.6
Total	\$21.73	0.1	1.6

Operating Expense per Vehicle Revenue Mile: Agency Total



Unlinked Passenger Trips per Vehicle Revenue Mile: Agency Total

