

Madison County Council of Governments

2017 Annual Agency Profile

General Information

Service Consumption

17,536 Annual Unlinked Trips (UPT)

Service Supplied

160,692 Annual Vehicle Revenue Miles (VRM)
 7,206 Annual Vehicle Revenue Hours (VRH)

Summary of Operating Expenses (OE)

\$428,288 Total Operating Expenses

Database Information

NTDID: 5R02-50272

Reporter Type: Rural General Public Transit

Financial Information

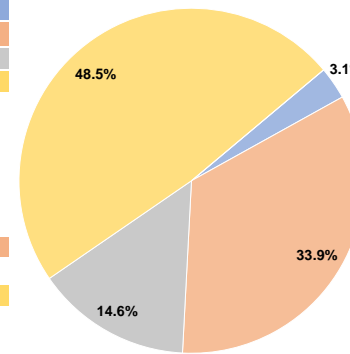
Sources of Operating Funds Expended

Fare Revenues	\$13,069	3.1%
Local Funds	\$145,155	33.9%
State Funds	\$62,458	14.6%
Federal Assistance	\$207,606	48.5%
Other Funds	\$0	0.0%
Total Operating Funds Expended	\$428,288	100.0%

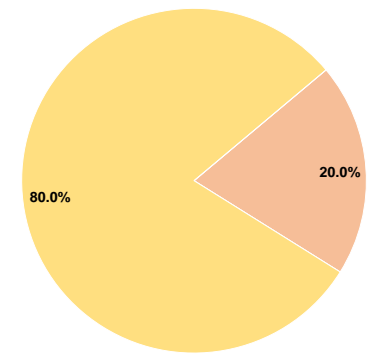
Sources of Capital Funds Expended

Fare Revenues	\$0	0.0%
Local Funds	\$20,760	20.0%
State Funds	\$0	0.0%
Federal Assistance	\$83,040	80.0%
Other Funds	\$0	0.0%
Total Capital Funds Expended	\$103,800	100.0%

Operating Funding Sources



Capital Funding Sources



Modal Characteristics

Operation Characteristics

Vehicles Operated at Maximum Service

Mode	Directly Operated	Purchased Transportation	Operating Expenses	Fare Revenues	Uses of Capital Funds	Annual Unlinked Trips	Annual Vehicle Revenue Miles	Annual Vehicle Revenue Hours
Demand Response	5	-	\$428,288	\$13,069	\$103,800	17,536	160,692	7,206
Total	5	-	\$428,288	\$13,069	\$103,800	17,536	160,692	7,206

Performance Measures

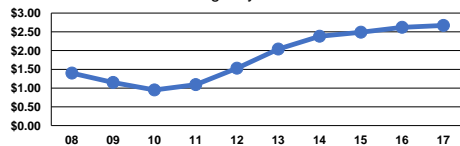
Service Efficiency

Mode	Operating Expenses per Vehicle Revenue Mile	Operating Expenses per Vehicle Revenue Hour
Demand Response	\$2.67	\$59.43
Total	\$2.67	\$59.43

Service Effectiveness

Mode	Operating Expenses per Unlinked Passenger Trip	Unlinked Trips per Vehicle Revenue Mile	Unlinked Trips per Vehicle Revenue Hour
Demand Response	\$24.42	0.1	2.4
Total	\$24.42	0.1	2.4

Operating Expense per Vehicle Revenue Mile: Agency Total



Unlinked Passenger Trips per Vehicle Revenue Mile: Agency Total

