

# Monroe County Rural Transit

2017 Annual Agency Profile

## General Information

### Service Consumption

86,526 Annual Unlinked Trips (UPT)

### Service Supplied

460,934 Annual Vehicle Revenue Miles (VRM)  
 36,340 Annual Vehicle Revenue Hours (VRH)

### Summary of Operating Expenses (OE)

\$1,332,425 Total Operating Expenses

### Database Information

NTDID: 5R02-50308

Reporter Type: Rural General Public Transit

## Financial Information

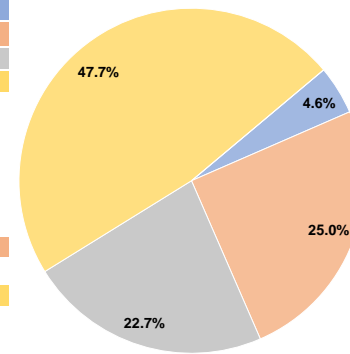
### Sources of Operating Funds Expended

Fare Revenues	\$60,954	4.6%
Local Funds	\$333,110	25.0%
State Funds	\$302,630	22.7%
Federal Assistance	\$635,731	47.7%
Other Funds	\$0	0.0%
<b>Total Operating Funds Expended</b>	<b>\$1,332,425</b>	<b>100.0%</b>

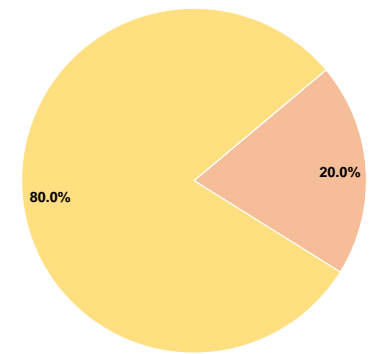
### Sources of Capital Funds Expended

Fare Revenues	\$0	0.0%
Local Funds	\$21,560	20.0%
State Funds	\$0	0.0%
Federal Assistance	\$86,240	80.0%
Other Funds	\$0	0.0%
<b>Total Capital Funds Expended</b>	<b>\$107,800</b>	<b>100.0%</b>

### Operating Funding Sources



### Capital Funding Sources



## Modal Characteristics

### Operation Characteristics

#### Vehicles Operated at Maximum Service

Mode	Directly Operated	Purchased Transportation	Operating Expenses	Fare Revenues	Uses of Capital Funds	Annual Unlinked Trips	Annual Vehicle Revenue Miles	Annual Vehicle Revenue Hours
Demand Response	12	-	\$1,088,508	\$51,941	\$107,800	64,937	376,738	29,629
Bus	6	-	\$243,917	\$9,013	\$0	21,589	84,196	6,711
<b>Total</b>	<b>18</b>	<b>-</b>	<b>\$1,332,425</b>	<b>\$60,954</b>	<b>\$107,800</b>	<b>86,526</b>	<b>460,934</b>	<b>36,340</b>

### Performance Measures

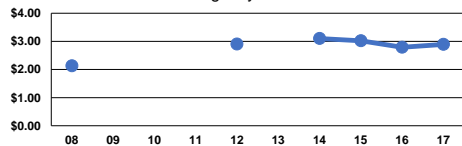
#### Service Efficiency

Mode	Operating Expenses per Vehicle Revenue Mile	Operating Expenses per Vehicle Revenue Hour
Demand Response	\$2.89	\$36.74
Bus	\$2.90	\$36.35
<b>Total</b>	<b>\$2.89</b>	<b>\$36.67</b>

#### Service Effectiveness

Mode	Operating Expenses per Unlinked Passenger Trip	Unlinked Trips per Vehicle Revenue Mile	Unlinked Trips per Vehicle Revenue Hour
Demand Response	\$16.76	0.2	2.2
Bus	\$11.30	0.3	3.2
<b>Total</b>	<b>\$15.40</b>	<b>0.2</b>	<b>2.4</b>

Operating Expense per Vehicle Revenue Mile: Agency Total



Unlinked Passenger Trips per Vehicle Revenue Mile: Agency Total

