

DeKalb County Council on Aging

2017 Annual Agency Profile

General Information

Service Consumption

27,185 Annual Unlinked Trips (UPT)

Service Supplied

265,567 Annual Vehicle Revenue Miles (VRM)
18,137 Annual Vehicle Revenue Hours (VRH)

Summary of Operating Expenses (OE)

\$520,203 Total Operating Expenses

Database Information

NTDID: 5R02-50330

Reporter Type: Rural General Public Transit

Financial Information

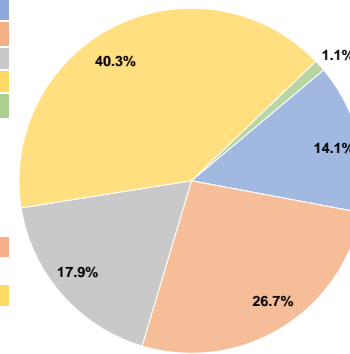
Sources of Operating Funds Expended

Fare Revenues	\$73,170	14.1%
Local Funds	\$138,743	26.7%
State Funds	\$92,918	17.9%
Federal Assistance	\$209,844	40.3%
Other Funds	\$5,528	1.1%
Total Operating Funds Expended	\$520,203	100.0%

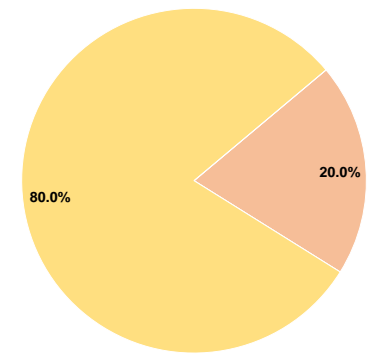
Sources of Capital Funds Expended

Fare Revenues	\$0	0.0%
Local Funds	\$15,677	20.0%
State Funds	\$0	0.0%
Federal Assistance	\$62,709	80.0%
Other Funds	\$0	0.0%
Total Capital Funds Expended	\$78,386	100.0%

Operating Funding Sources



Capital Funding Sources



Modal Characteristics

Operation Characteristics

Vehicles Operated at Maximum Service

Mode	Directly Operated	Purchased Transportation	Operating Expenses	Fare Revenues	Uses of Capital Funds	Annual Unlinked Trips	Annual Vehicle Revenue Miles	Annual Vehicle Revenue Hours
Demand Response	10	-	\$520,203	\$73,170	\$78,386	27,185	265,567	18,137
Total	10	-	\$520,203	\$73,170	\$78,386	27,185	265,567	18,137

Performance Measures

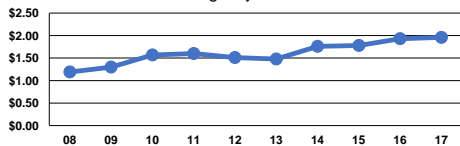
Service Efficiency

Mode	Operating Expenses per Vehicle Revenue Mile	Operating Expenses per Vehicle Revenue Hour
Demand Response	\$1.96	\$28.68
Total	\$1.96	\$28.68

Service Effectiveness

Mode	Operating Expenses per Unlinked Passenger Trip	Unlinked Trips per Vehicle Revenue Mile	Unlinked Trips per Vehicle Revenue Hour
Demand Response	\$19.14	0.1	1.5
Total	\$19.14	0.1	1.5

Operating Expense per Vehicle Revenue Mile: Agency Total



Unlinked Passenger Trips per Vehicle Revenue Mile: Agency Total

