

Hamilton County Express Public Transit

2017 Annual Agency Profile

General Information

Service Consumption

66,028 Annual Unlinked Trips (UPT)

Service Supplied

538,716 Annual Vehicle Revenue Miles (VRM)
33,401 Annual Vehicle Revenue Hours (VRH)

Summary of Operating Expenses (OE)

\$1,464,984 Total Operating Expenses

Database Information

NTDID: 5R02-50351

Reporter Type: Rural General Public Transit

Financial Information

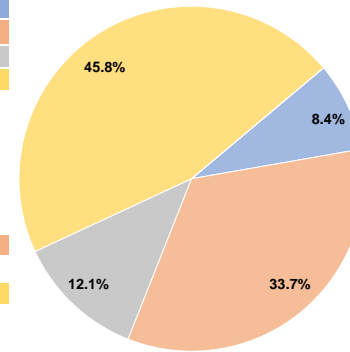
Sources of Operating Funds Expended

Fare Revenues	\$122,515	8.4%
Local Funds	\$494,431	33.7%
State Funds	\$176,804	12.1%
Federal Assistance	\$671,234	45.8%
Other Funds	\$0	0.0%
Total Operating Funds Expended	\$1,464,984	100.0%

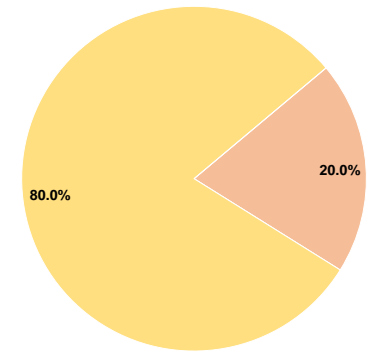
Sources of Capital Funds Expended

Fare Revenues	\$0	0.0%
Local Funds	\$51,900	20.0%
State Funds	\$0	0.0%
Federal Assistance	\$207,600	80.0%
Other Funds	\$0	0.0%
Total Capital Funds Expended	\$259,500	100.0%

Operating Funding Sources



Capital Funding Sources



Modal Characteristics

Operation Characteristics

Vehicles Operated at Maximum Service

Mode	Directly Operated	Purchased Transportation	Operating Expenses	Fare Revenues	Uses of Capital Funds	Annual Unlinked Trips	Annual Vehicle Revenue Miles	Annual Vehicle Revenue Hours
Demand Response	17	-	\$1,464,984	\$122,515	\$259,500	66,028	538,716	33,401
Total	17	-	\$1,464,984	\$122,515	\$259,500	66,028	538,716	33,401

Performance Measures

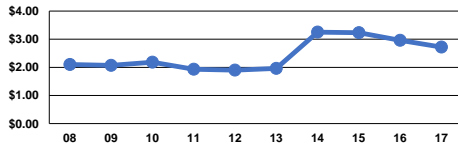
Service Efficiency

Mode	Operating Expenses per Vehicle Revenue Mile	Operating Expenses per Vehicle Revenue Hour
Demand Response	\$2.72	\$43.86
Total	\$2.72	\$43.86

Service Effectiveness

Mode	Operating Expenses per Unlinked Passenger Trip	Unlinked Trips per Vehicle Revenue Mile	Unlinked Trips per Vehicle Revenue Hour
Demand Response	\$22.19	0.1	2.0
Total	\$22.19	0.1	2.0

Operating Expense per Vehicle Revenue Mile: Agency Total



Unlinked Passenger Trips per Vehicle Revenue Mile: Agency Total

