

Wells County Council on Aging

2017 Annual Agency Profile

General Information

Service Consumption

39,559 Annual Unlinked Trips (UPT)

Service Supplied

188,903 Annual Vehicle Revenue Miles (VRM)
13,327 Annual Vehicle Revenue Hours (VRH)

Summary of Operating Expenses (OE)

\$553,935 Total Operating Expenses

Database Information

NTDID: 5R02-50403

Reporter Type: Rural General Public Transit

Financial Information

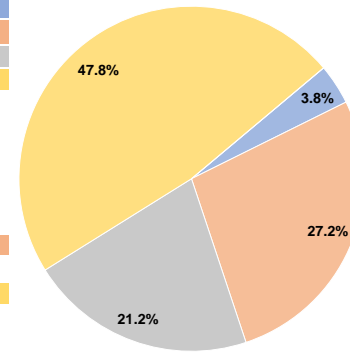
Sources of Operating Funds Expended

Fare Revenues	\$20,971	3.8%
Local Funds	\$150,702	27.2%
State Funds	\$117,684	21.2%
Federal Assistance	\$264,578	47.8%
Other Funds	\$0	0.0%
Total Operating Funds Expended	\$553,935	100.0%

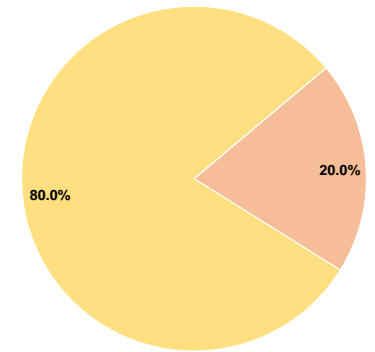
Sources of Capital Funds Expended

Fare Revenues	\$0	0.0%
Local Funds	\$13,994	20.0%
State Funds	\$0	0.0%
Federal Assistance	\$55,978	80.0%
Other Funds	\$0	0.0%
Total Capital Funds Expended	\$69,972	100.0%

Operating Funding Sources



Capital Funding Sources



Modal Characteristics

Operation Characteristics

Vehicles Operated at Maximum Service

Mode	Directly Operated	Purchased Transportation	Operating Expenses	Fare Revenues	Uses of Capital Funds	Annual Unlinked Trips	Annual Vehicle Revenue Miles	Annual Vehicle Revenue Hours
Demand Response	8	-	\$553,935	\$20,971	\$69,972	39,559	188,903	13,327
Total	8	-	\$553,935	\$20,971	\$69,972	39,559	188,903	13,327

Performance Measures

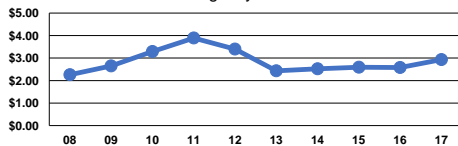
Service Efficiency

Mode	Operating Expenses per Vehicle Revenue Mile	Operating Expenses per Vehicle Revenue Hour
Demand Response	\$2.93	\$41.56
Total	\$2.93	\$41.56

Service Effectiveness

Mode	Operating Expenses per Unlinked Passenger Trip	Unlinked Trips per Vehicle Revenue Mile	Unlinked Trips per Vehicle Revenue Hour
Demand Response	\$14.00	0.2	3.0
Total	\$14.00	0.2	3.0

Operating Expense per Vehicle Revenue Mile: Agency Total



Unlinked Passenger Trips per Vehicle Revenue Mile: Agency Total

