

# Franklin County Public Transportation

## 2017 Annual Agency Profile

### General Information

#### Service Consumption

29,005 Annual Unlinked Trips (UPT)

#### Service Supplied

287,696 Annual Vehicle Revenue Miles (VRM)

11,268 Annual Vehicle Revenue Hours (VRH)

#### Summary of Operating Expenses (OE)

\$457,480 Total Operating Expenses

#### Database Information

NTDID: 5R02-50483

Reporter Type: Rural General Public Transit

### Financial Information

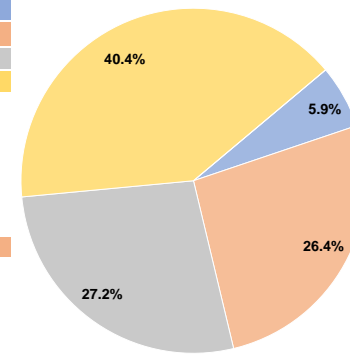
#### Sources of Operating Funds Expended

Fare Revenues	\$27,132	5.9%
Local Funds	\$120,957	26.4%
State Funds	\$124,625	27.2%
Federal Assistance	\$184,766	40.4%
Other Funds	\$0	0.0%
<b>Total Operating Funds Expended</b>	<b>\$457,480</b>	<b>100.0%</b>

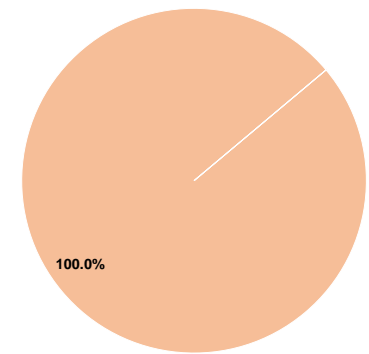
#### Sources of Capital Funds Expended

Fare Revenues	\$0	0.0%
Local Funds	\$1,500	100.0%
State Funds	\$0	0.0%
Federal Assistance	\$0	0.0%
Other Funds	\$0	0.0%
<b>Total Capital Funds Expended</b>	<b>\$1,500</b>	<b>100.0%</b>

#### Operating Funding Sources



#### Capital Funding Sources



### Modal Characteristics

#### Operation Characteristics

#### Vehicles Operated at Maximum Service

Mode	Directly Operated	Purchased Transportation	Operating Expenses	Fare Revenues	Uses of Capital Funds	Annual Unlinked Trips	Annual Vehicle Revenue Miles	Annual Vehicle Revenue Hours
Demand Response	9	-	\$457,480	\$27,132	\$1,500	29,005	287,696	11,268
<b>Total</b>	<b>9</b>	<b>-</b>	<b>\$457,480</b>	<b>\$27,132</b>	<b>\$1,500</b>	<b>29,005</b>	<b>287,696</b>	<b>11,268</b>

#### Performance Measures

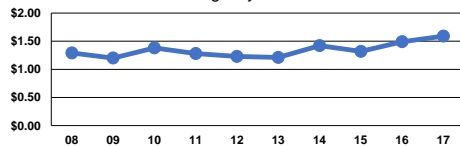
#### Service Efficiency

Mode	Operating Expenses per Vehicle Revenue Mile	Operating Expenses per Vehicle Revenue Hour
Demand Response	\$1.59	\$40.60
<b>Total</b>	<b>\$1.59</b>	<b>\$40.60</b>

#### Service Effectiveness

Mode	Operating Expenses per Unlinked Passenger Trip	Unlinked Trips per Vehicle Revenue Mile	Unlinked Trips per Vehicle Revenue Hour
Demand Response	\$15.77	0.1	2.6
<b>Total</b>	<b>\$15.77</b>	<b>0.1</b>	<b>2.6</b>

Operating Expense per Vehicle Revenue Mile: Agency Total



Unlinked Passenger Trips per Vehicle Revenue Mile: Agency Total

