

# Fulton County Council on Aging

2017 Annual Agency Profile

## General Information

### Service Consumption

44,985 Annual Unlinked Trips (UPT)

### Service Supplied

274,832 Annual Vehicle Revenue Miles (VRM)

15,002 Annual Vehicle Revenue Hours (VRH)

### Summary of Operating Expenses (OE)

\$453,775 Total Operating Expenses

### Database Information

NTDID: 5R02-50484

Reporter Type: Rural General Public Transit

## Financial Information

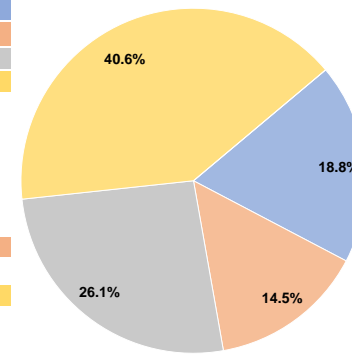
### Sources of Operating Funds Expended

Fare Revenues	\$85,341	18.8%
Local Funds	\$65,924	14.5%
State Funds	\$118,293	26.1%
Federal Assistance	\$184,217	40.6%
Other Funds	\$0	0.0%
<b>Total Operating Funds Expended</b>	<b>\$453,775</b>	<b>100.0%</b>

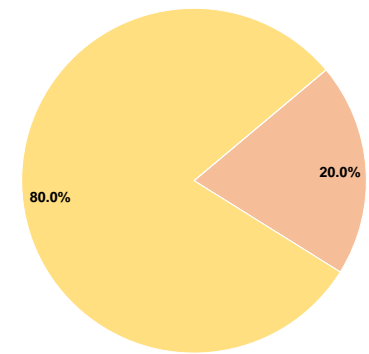
### Sources of Capital Funds Expended

Fare Revenues	\$0	0.0%
Local Funds	\$6,997	20.0%
State Funds	\$0	0.0%
Federal Assistance	\$27,989	80.0%
Other Funds	\$0	0.0%
<b>Total Capital Funds Expended</b>	<b>\$34,986</b>	<b>100.0%</b>

### Operating Funding Sources



### Capital Funding Sources



## Modal Characteristics

### Operation Characteristics

#### Vehicles Operated at Maximum Service

Mode	Directly Operated	Purchased Transportation	Operating Expenses	Fare Revenues	Uses of Capital Funds	Annual Unlinked Trips	Annual Vehicle Revenue Miles	Annual Vehicle Revenue Hours
Demand Response	8	-	\$453,775	\$85,341	\$34,986	44,985	274,832	15,002
<b>Total</b>	<b>8</b>	<b>-</b>	<b>\$453,775</b>	<b>\$85,341</b>	<b>\$34,986</b>	<b>44,985</b>	<b>274,832</b>	<b>15,002</b>

### Performance Measures

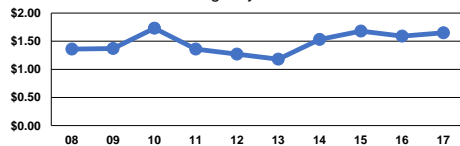
#### Service Efficiency

Mode	Operating Expenses per Vehicle Revenue Mile	Operating Expenses per Vehicle Revenue Hour
Demand Response	\$1.65	\$30.25
<b>Total</b>	<b>\$1.65</b>	<b>\$30.25</b>

#### Service Effectiveness

Mode	Operating Expenses per Unlinked Passenger Trip	Unlinked Trips per Vehicle Revenue Mile	Unlinked Trips per Vehicle Revenue Hour
Demand Response	\$10.09	0.2	3.0
<b>Total</b>	<b>\$10.09</b>	<b>0.2</b>	<b>3.0</b>

Operating Expense per Vehicle Revenue Mile: Agency Total



Unlinked Passenger Trips per Vehicle Revenue Mile: Agency Total

