

Clinton County Commissioners

2017 Annual Agency Profile

General Information

Service Consumption

41,485 Annual Unlinked Trips (UPT)

Service Supplied

120,080 Annual Vehicle Revenue Miles (VRM)

18,090 Annual Vehicle Revenue Hours (VRH)

Summary of Operating Expenses (OE)

\$441,670 Total Operating Expenses

Database Information

NTDID: 5R02-50499

Reporter Type: Rural General Public Transit

Financial Information

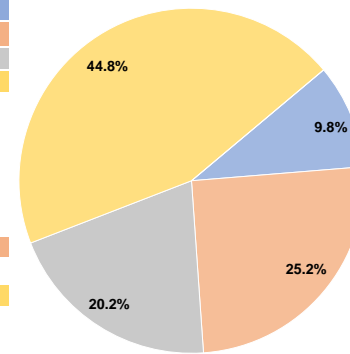
Sources of Operating Funds Expended

Fare Revenues	\$43,360	9.8%
Local Funds	\$111,230	25.2%
State Funds	\$89,361	20.2%
Federal Assistance	\$197,719	44.8%
Other Funds	\$0	0.0%
Total Operating Funds Expended	\$441,670	100.0%

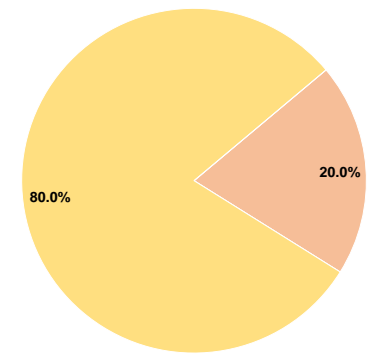
Sources of Capital Funds Expended

Fare Revenues	\$0	0.0%
Local Funds	\$27,860	20.0%
State Funds	\$0	0.0%
Federal Assistance	\$111,440	80.0%
Other Funds	\$0	0.0%
Total Capital Funds Expended	\$139,300	100.0%

Operating Funding Sources



Capital Funding Sources



Modal Characteristics

Operation Characteristics

Vehicles Operated at Maximum Service

Mode	Directly Operated	Purchased Transportation	Operating Expenses	Fare Revenues	Uses of Capital Funds	Annual Unlinked Trips	Annual Vehicle Revenue Miles	Annual Vehicle Revenue Hours
Demand Response	8	-	\$441,670	\$43,360	\$139,300	41,485	120,080	18,090
Total	8	-	\$441,670	\$43,360	\$139,300	41,485	120,080	18,090

Performance Measures

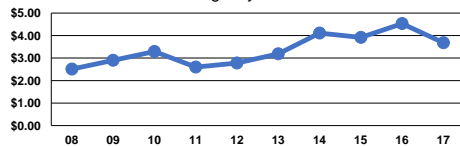
Service Efficiency

Mode	Operating Expenses per Vehicle Revenue Mile	Operating Expenses per Vehicle Revenue Hour
Demand Response	\$3.68	\$24.42
Total	\$3.68	\$24.42

Service Effectiveness

Mode	Operating Expenses per Unlinked Passenger Trip	Unlinked Trips per Vehicle Revenue Mile	Unlinked Trips per Vehicle Revenue Hour
Demand Response	\$10.65	0.3	2.3
Total	\$10.65	0.3	2.3

Operating Expense per Vehicle Revenue Mile: Agency Total



Unlinked Passenger Trips per Vehicle Revenue Mile: Agency Total

