

General Information

Service Consumption

55,799 Annual Unlinked Trips (UPT)

Service Supplied

185,686 Annual Vehicle Revenue Miles (VRM)

19,139 Annual Vehicle Revenue Hours (VRH)

Summary of Operating Expenses (OE)

\$799,570 Total Operating Expenses

Database Information

NTDID: 5R03-50224

Reporter Type: Rural General Public Transit

Financial Information

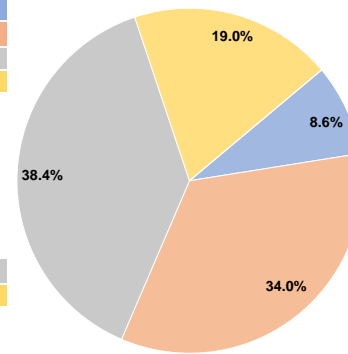
Sources of Operating Funds Expended

Fare Revenues	\$68,724	8.6%
Local Funds	\$271,561	34.0%
State Funds	\$307,122	38.4%
Federal Assistance	\$152,163	19.0%
Other Funds	\$0	0.0%
Total Operating Funds Expended	\$799,570	100.0%

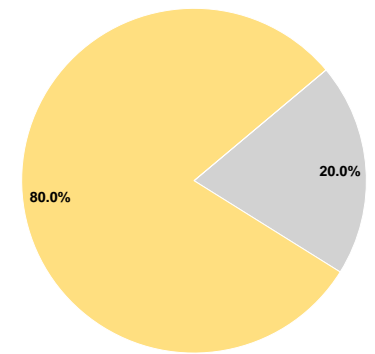
Sources of Capital Funds Expended

Fare Revenues	\$0	0.0%
Local Funds	\$0	0.0%
State Funds	\$12,600	20.0%
Federal Assistance	\$50,400	80.0%
Other Funds	\$0	0.0%
Total Capital Funds Expended	\$63,000	100.0%

Operating Funding Sources



Capital Funding Sources



Modal Characteristics

Operation Characteristics

Vehicles Operated at Maximum Service

Mode	Directly Operated	Purchased Transportation	Operating Expenses	Fare Revenues	Uses of Capital Funds	Annual Unlinked Trips	Annual Vehicle Revenue Miles	Annual Vehicle Revenue Hours
Demand Response	15	-	\$799,570	\$68,724	\$63,000	55,799	185,686	19,139
Total	15	-	\$799,570	\$68,724	\$63,000	55,799	185,686	19,139

Performance Measures

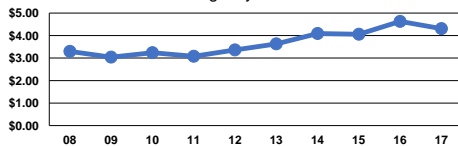
Service Efficiency

Mode	Operating Expenses per Vehicle Revenue Mile	Operating Expenses per Vehicle Revenue Hour
Demand Response	\$4.31	\$41.78
Total	\$4.31	\$41.78

Service Effectiveness

Mode	Operating Expenses per Unlinked Passenger Trip	Unlinked Trips per Vehicle Revenue Mile	Unlinked Trips per Vehicle Revenue Hour
Demand Response	\$14.33	0.3	2.9
Total	\$14.33	0.3	2.9

Operating Expense per Vehicle Revenue Mile: Agency Total



Unlinked Passenger Trips per Vehicle Revenue Mile: Agency Total

