

Shiawassee Area Transportation Agency

2017 Annual Agency Profile

General Information

Service Consumption

97,516 Annual Unlinked Trips (UPT)

Service Supplied

751,666 Annual Vehicle Revenue Miles (VRM)

35,470 Annual Vehicle Revenue Hours (VRH)

Summary of Operating Expenses (OE)

\$1,124,604 Total Operating Expenses

Database Information

NTDID: 5R03-50227

Reporter Type: Rural General Public Transit

Financial Information

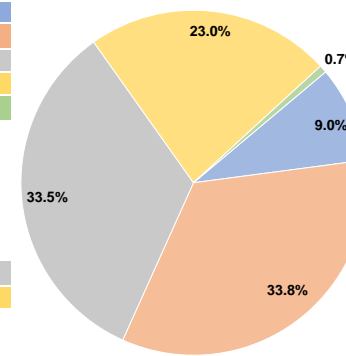
Sources of Operating Funds Expended

Fare Revenues	\$101,489	9.0%
Local Funds	\$380,269	33.8%
State Funds	\$376,220	33.5%
Federal Assistance	\$258,695	23.0%
Other Funds	\$7,931	0.7%
Total Operating Funds Expended	\$1,124,604	100.0%

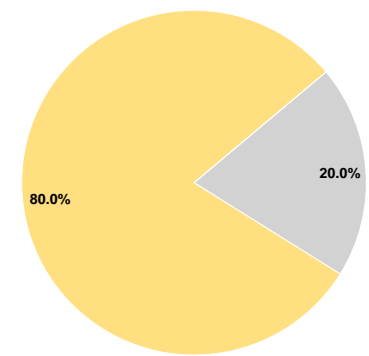
Sources of Capital Funds Expended

Fare Revenues	\$0	0.0%
Local Funds	\$0	0.0%
State Funds	\$28,508	20.0%
Federal Assistance	\$114,034	80.0%
Other Funds	\$0	0.0%
Total Capital Funds Expended	\$142,542	100.0%

Operating Funding Sources



Capital Funding Sources



Modal Characteristics

Operation Characteristics

Vehicles Operated at Maximum Service

Mode	Directly Operated	Purchased Transportation	Operating Expenses	Fare Revenues	Uses of Capital Funds	Annual Unlinked Trips	Annual Vehicle Revenue Miles	Annual Vehicle Revenue Hours
Demand Response	15	-	\$1,124,604	\$101,489	\$142,542	97,516	751,666	35,470
Total	15	-	\$1,124,604	\$101,489	\$142,542	97,516	751,666	35,470

Performance Measures

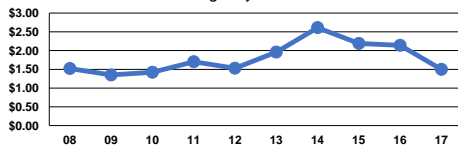
Service Efficiency

Mode	Operating Expenses per Vehicle Revenue Mile	Operating Expenses per Vehicle Revenue Hour
Demand Response	\$1.50	\$31.71
Total	\$1.50	\$31.71

Service Effectiveness

Mode	Operating Expenses per Unlinked Passenger Trip	Unlinked Trips per Vehicle Revenue Mile	Unlinked Trips per Vehicle Revenue Hour
Demand Response	\$11.53	0.1	2.7
Total	\$11.53	0.1	2.7

Operating Expense per Vehicle Revenue Mile: Agency Total



Unlinked Passenger Trips per Vehicle Revenue Mile: Agency Total

