

Hillsdale Dial-A-Ride

2017 Annual Agency Profile

General Information

Service Consumption

28,117 Annual Unlinked Trips (UPT)

Service Supplied

48,350 Annual Vehicle Revenue Miles (VRM)
4,943 Annual Vehicle Revenue Hours (VRH)

Summary of Operating Expenses (OE)

\$294,288 Total Operating Expenses

Database Information

NTDID: 5R03-50268

Reporter Type: Rural General Public Transit

Financial Information

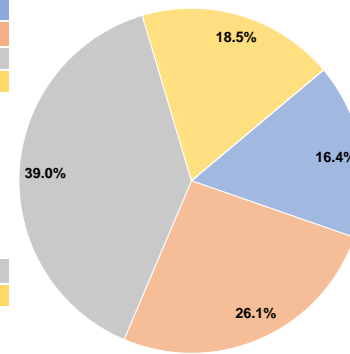
Sources of Operating Funds Expended

Fare Revenues	\$48,367	16.4%
Local Funds	\$76,719	26.1%
State Funds	\$114,759	39.0%
Federal Assistance	\$54,443	18.5%
Other Funds	\$0	0.0%
Total Operating Funds Expended	\$294,288	100.0%

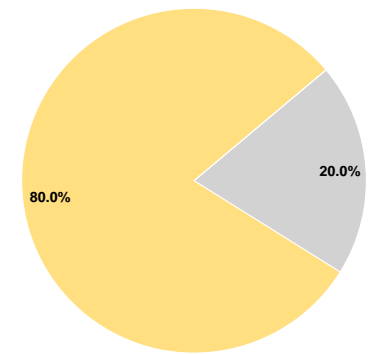
Sources of Capital Funds Expended

Fare Revenues	\$0	0.0%
Local Funds	\$0	0.0%
State Funds	\$7,000	20.0%
Federal Assistance	\$28,000	80.0%
Other Funds	\$0	0.0%
Total Capital Funds Expended	\$35,000	100.0%

Operating Funding Sources



Capital Funding Sources



Modal Characteristics

Operation Characteristics

Vehicles Operated at Maximum Service

Mode	Directly Operated	Purchased Transportation	Operating Expenses	Fare Revenues	Uses of Capital Funds	Annual Unlinked Trips	Annual Vehicle Revenue Miles	Annual Vehicle Revenue Hours
Demand Response	3	-	\$294,288	\$48,367	\$35,000	28,117	48,350	4,943
Total	3	-	\$294,288	\$48,367	\$35,000	28,117	48,350	4,943

Performance Measures

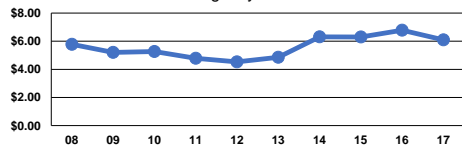
Service Efficiency

Mode	Operating Expenses per Vehicle Revenue Mile	Operating Expenses per Vehicle Revenue Hour
Demand Response	\$6.09	\$59.54
Total	\$6.09	\$59.54

Service Effectiveness

Mode	Operating Expenses per Unlinked Passenger Trip	Unlinked Trips per Vehicle Revenue Mile	Unlinked Trips per Vehicle Revenue Hour
Demand Response	\$10.47	0.6	5.7
Total	\$10.47	0.6	5.7

Operating Expense per Vehicle Revenue Mile: Agency Total



Unlinked Passenger Trips per Vehicle Revenue Mile: Agency Total

