

# Kalkaska Public Transit Authority

2017 Annual Agency Profile

## General Information

### Service Consumption

98,749 Annual Unlinked Trips (UPT)

### Service Supplied

197,318 Annual Vehicle Revenue Miles (VRM)

9,413 Annual Vehicle Revenue Hours (VRH)

### Summary of Operating Expenses (OE)

\$743,995 Total Operating Expenses

### Database Information

NTDID: 5R03-50282

Reporter Type: Rural General Public Transit

## Financial Information

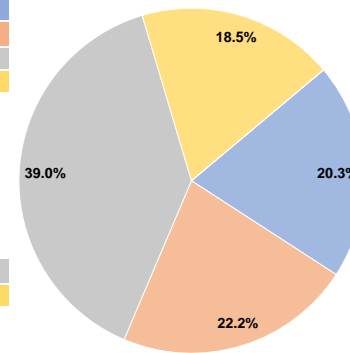
### Sources of Operating Funds Expended

Fare Revenues	\$150,760	20.3%
Local Funds	\$165,471	22.2%
State Funds	\$290,125	39.0%
Federal Assistance	\$137,639	18.5%
Other Funds	\$0	0.0%
<b>Total Operating Funds Expended</b>	<b>\$743,995</b>	<b>100.0%</b>

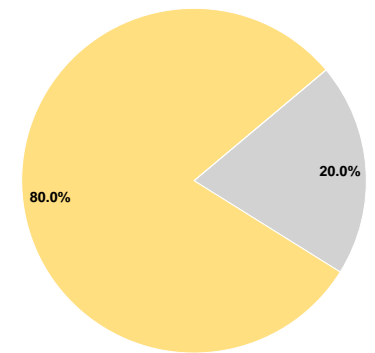
### Sources of Capital Funds Expended

Fare Revenues	\$0	0.0%
Local Funds	\$0	0.0%
State Funds	\$24,850	20.0%
Federal Assistance	\$99,400	80.0%
Other Funds	\$0	0.0%
<b>Total Capital Funds Expended</b>	<b>\$124,250</b>	<b>100.0%</b>

### Operating Funding Sources



### Capital Funding Sources



## Modal Characteristics

### Operation Characteristics

#### Vehicles Operated at Maximum Service

Mode	Directly Operated	Purchased Transportation	Operating Expenses	Fare Revenues	Uses of Capital Funds	Annual Unlinked Trips	Annual Vehicle Revenue Miles	Annual Vehicle Revenue Hours
Demand Response	11	-	\$428,301	\$87,441	\$124,250	44,638	118,391	5,555
Bus	7	-	\$315,694	\$63,319	\$0	54,111	78,927	3,858
<b>Total</b>	<b>18</b>	<b>-</b>	<b>\$743,995</b>	<b>\$150,760</b>	<b>\$124,250</b>	<b>98,749</b>	<b>197,318</b>	<b>9,413</b>

### Performance Measures

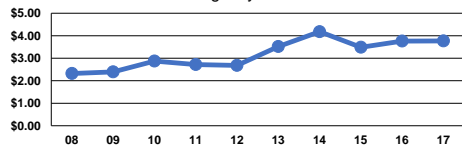
#### Service Efficiency

Mode	Operating Expenses per Vehicle Revenue Mile	Operating Expenses per Vehicle Revenue Hour
Demand Response	\$3.62	\$77.10
Bus	\$4.00	\$81.83
<b>Total</b>	<b>\$3.77</b>	<b>\$79.04</b>

#### Service Effectiveness

Mode	Operating Expenses per Unlinked Passenger Trip	Unlinked Trips per Vehicle Revenue Mile	Unlinked Trips per Vehicle Revenue Hour
Demand Response	\$9.59	0.4	8.0
Bus	\$5.83	0.7	14.0
<b>Total</b>	<b>\$7.53</b>	<b>0.5</b>	<b>10.5</b>

Operating Expense per Vehicle Revenue Mile: Agency Total



Unlinked Passenger Trips per Vehicle Revenue Mile: Agency Total

