

# Charlevoix County Public Transportation

2017 Annual Agency Profile

## General Information

### Service Consumption

93,836 Annual Unlinked Trips (UPT)

### Service Supplied

575,448 Annual Vehicle Revenue Miles (VRM)

30,860 Annual Vehicle Revenue Hours (VRH)

### Summary of Operating Expenses (OE)

\$1,734,350 Total Operating Expenses

### Database Information

NTDID: 5R03-50313

Reporter Type: Rural General Public Transit

## Financial Information

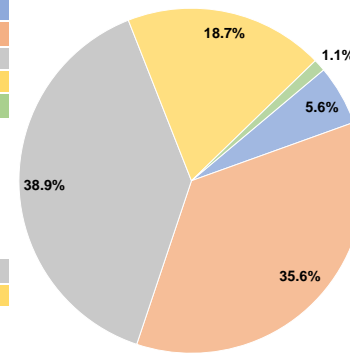
### Sources of Operating Funds Expended

Fare Revenues	\$97,425	5.6%
Local Funds	\$618,049	35.6%
State Funds	\$674,564	38.9%
Federal Assistance	\$324,522	18.7%
Other Funds	\$19,790	1.1%
<b>Total Operating Funds Expended</b>	<b>\$1,734,350</b>	<b>100.0%</b>

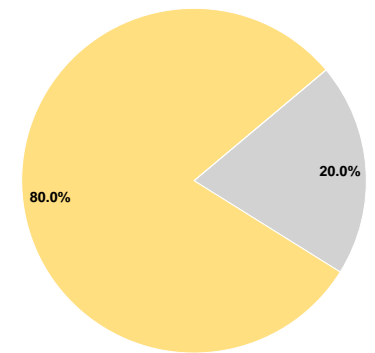
### Sources of Capital Funds Expended

Fare Revenues	\$0	0.0%
Local Funds	\$0	0.0%
State Funds	\$39,853	20.0%
Federal Assistance	\$159,411	80.0%
Other Funds	\$0	0.0%
<b>Total Capital Funds Expended</b>	<b>\$199,264</b>	<b>100.0%</b>

### Operating Funding Sources



### Capital Funding Sources



## Modal Characteristics

### Operation Characteristics

#### Vehicles Operated at Maximum Service

Mode	Directly Operated	Purchased Transportation	Operating Expenses	Fare Revenues	Uses of Capital Funds	Annual Unlinked Trips	Annual Vehicle Revenue Miles	Annual Vehicle Revenue Hours
Demand Response	17	-	\$1,734,350	\$97,425	\$199,264	93,836	575,448	30,860
<b>Total</b>	<b>17</b>	<b>-</b>	<b>\$1,734,350</b>	<b>\$97,425</b>	<b>\$199,264</b>	<b>93,836</b>	<b>575,448</b>	<b>30,860</b>

### Performance Measures

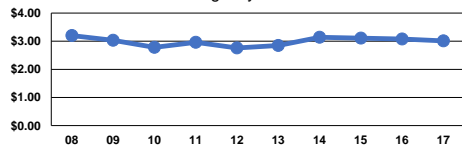
#### Service Efficiency

Mode	Operating Expenses per Vehicle Revenue Mile	Operating Expenses per Vehicle Revenue Hour
Demand Response	\$3.01	\$56.20
<b>Total</b>	<b>\$3.01</b>	<b>\$56.20</b>

#### Service Effectiveness

Mode	Operating Expenses per Unlinked Passenger Trip	Unlinked Trips per Vehicle Revenue Mile	Unlinked Trips per Vehicle Revenue Hour
Demand Response	\$18.48	0.2	3.0
<b>Total</b>	<b>\$18.48</b>	<b>0.2</b>	<b>3.0</b>

Operating Expense per Vehicle Revenue Mile: Agency Total



Unlinked Passenger Trips per Vehicle Revenue Mile: Agency Total

