

Sanilac County Board of Commissioners

2017 Annual Agency Profile

General Information

Service Consumption

103,351 Annual Unlinked Trips (UPT)

Service Supplied

482,801 Annual Vehicle Revenue Miles (VRM)

23,493 Annual Vehicle Revenue Hours (VRH)

Summary of Operating Expenses (OE)

\$1,378,506 Total Operating Expenses

Database Information

NTDID: 5R03-50346

Reporter Type: Rural General Public Transit

Financial Information

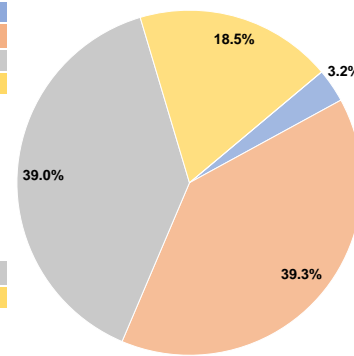
Sources of Operating Funds Expended

Fare Revenues	\$43,628	3.2%
Local Funds	\$542,299	39.3%
State Funds	\$537,555	39.0%
Federal Assistance	\$255,024	18.5%
Other Funds	\$0	0.0%
Total Operating Funds Expended	\$1,378,506	100.0%

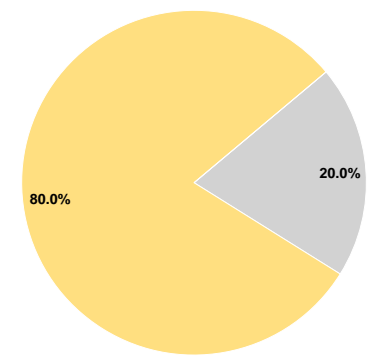
Sources of Capital Funds Expended

Fare Revenues	\$0	0.0%
Local Funds	\$0	0.0%
State Funds	\$4,000	20.0%
Federal Assistance	\$16,000	80.0%
Other Funds	\$0	0.0%
Total Capital Funds Expended	\$20,000	100.0%

Operating Funding Sources



Capital Funding Sources



Modal Characteristics

Operation Characteristics

Vehicles Operated at Maximum Service

Mode	Directly Operated	Purchased Transportation	Operating Expenses	Fare Revenues	Uses of Capital Funds	Annual Unlinked Trips	Annual Vehicle Revenue Miles	Annual Vehicle Revenue Hours
Demand Response	16	-	\$1,378,506	\$43,628	\$20,000	103,351	482,801	23,493
Total	16	-	\$1,378,506	\$43,628	\$20,000	103,351	482,801	23,493

Performance Measures

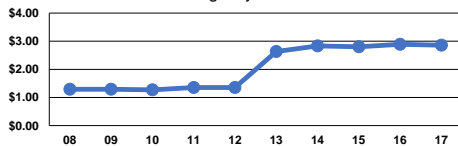
Service Efficiency

Mode	Operating Expenses per Vehicle Revenue Mile	Operating Expenses per Vehicle Revenue Hour
Demand Response	\$2.86	\$58.68
Total	\$2.86	\$58.68

Service Effectiveness

Mode	Operating Expenses per Unlinked Passenger Trip	Unlinked Trips per Vehicle Revenue Mile	Unlinked Trips per Vehicle Revenue Hour
Demand Response	\$13.34	0.2	4.4
Total	\$13.34	0.2	4.4

Operating Expense per Vehicle Revenue Mile: Agency Total



Unlinked Passenger Trips per Vehicle Revenue Mile: Agency Total

