

# Gladwin City/County Transit

## 2017 Annual Agency Profile

### General Information

#### Service Consumption

97,967 Annual Unlinked Trips (UPT)

#### Service Supplied

550,708 Annual Vehicle Revenue Miles (VRM)  
 35,425 Annual Vehicle Revenue Hours (VRH)

#### Summary of Operating Expenses (OE)

\$1,616,639 Total Operating Expenses

#### Database Information

NTDID: 5R03-50395

Reporter Type: Rural General Public Transit

### Financial Information

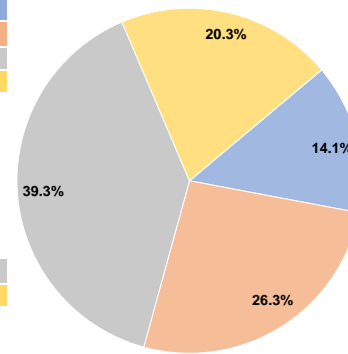
#### Sources of Operating Funds Expended

Fare Revenues	\$227,607	14.1%
Local Funds	\$425,233	26.3%
State Funds	\$635,739	39.3%
Federal Assistance	\$328,060	20.3%
Other Funds	\$0	0.0%
<b>Total Operating Funds Expended</b>	<b>\$1,616,639</b>	<b>100.0%</b>

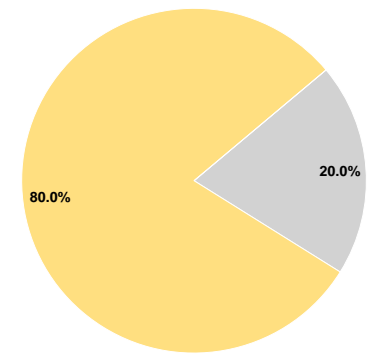
#### Sources of Capital Funds Expended

Fare Revenues	\$0	0.0%
Local Funds	\$0	0.0%
State Funds	\$6,678	20.0%
Federal Assistance	\$26,712	80.0%
Other Funds	\$0	0.0%
<b>Total Capital Funds Expended</b>	<b>\$33,390</b>	<b>100.0%</b>

#### Operating Funding Sources



#### Capital Funding Sources



### Modal Characteristics

#### Operation Characteristics

#### Vehicles Operated at Maximum Service

Mode	Directly Operated	Purchased Transportation	Operating Expenses	Fare Revenues	Uses of Capital Funds	Annual Unlinked Trips	Annual Vehicle Revenue Miles	Annual Vehicle Revenue Hours
Demand Response	18	-	\$1,616,639	\$227,607	\$33,390	97,967	550,708	35,425
<b>Total</b>	<b>18</b>	<b>-</b>	<b>\$1,616,639</b>	<b>\$227,607</b>	<b>\$33,390</b>	<b>97,967</b>	<b>550,708</b>	<b>35,425</b>

#### Performance Measures

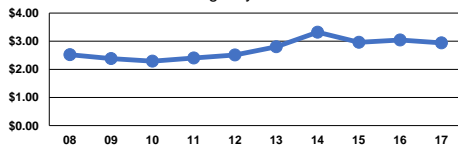
#### Service Efficiency

Mode	Operating Expenses per Vehicle Revenue Mile	Operating Expenses per Vehicle Revenue Hour
Demand Response	\$2.94	\$45.64
<b>Total</b>	<b>\$2.94</b>	<b>\$45.64</b>

#### Service Effectiveness

Mode	Operating Expenses per Unlinked Passenger Trip	Unlinked Trips per Vehicle Revenue Mile	Unlinked Trips per Vehicle Revenue Hour
Demand Response	\$16.50	0.2	2.8
<b>Total</b>	<b>\$16.50</b>	<b>0.2</b>	<b>2.8</b>

Operating Expense per Vehicle Revenue Mile: Agency Total



Unlinked Passenger Trips per Vehicle Revenue Mile: Agency Total

