

General Information

Service Consumption

19,067 Annual Unlinked Trips (UPT)

Service Supplied

68,200 Annual Vehicle Revenue Miles (VRM)
5,685 Annual Vehicle Revenue Hours (VRH)

Summary of Operating Expenses (OE)

\$234,546 Total Operating Expenses

Database Information

NTDID: 5R03-50408

Reporter Type: Rural General Public Transit

Financial Information

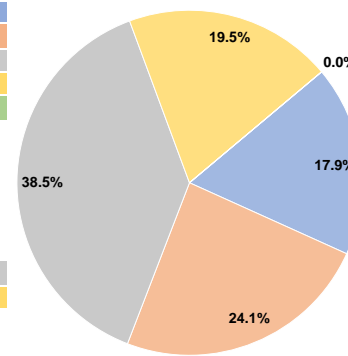
Sources of Operating Funds Expended

Fare Revenues	\$41,896	17.9%
Local Funds	\$56,531	24.1%
State Funds	\$90,310	38.5%
Federal Assistance	\$45,799	19.5%
Other Funds	\$10	0.0%
Total Operating Funds Expended	\$234,546	100.0%

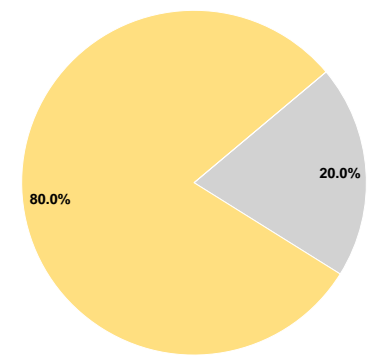
Sources of Capital Funds Expended

Fare Revenues	\$0	0.0%
Local Funds	\$0	0.0%
State Funds	\$14,666	20.0%
Federal Assistance	\$58,665	80.0%
Other Funds	\$0	0.0%
Total Capital Funds Expended	\$73,331	100.0%

Operating Funding Sources



Capital Funding Sources



Modal Characteristics

Operation Characteristics

Vehicles Operated at Maximum Service

Mode	Directly Operated	Purchased Transportation	Operating Expenses	Fare Revenues	Uses of Capital Funds	Annual Unlinked Trips	Annual Vehicle Revenue Miles	Annual Vehicle Revenue Hours
Demand Response	4	-	\$234,546	\$41,896	\$73,331	19,067	68,200	5,685
Total	4	-	\$234,546	\$41,896	\$73,331	19,067	68,200	5,685

Performance Measures

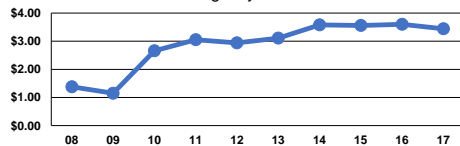
Service Efficiency

Mode	Operating Expenses per Vehicle Revenue Mile	Operating Expenses per Vehicle Revenue Hour
Demand Response	\$3.44	\$41.26
Total	\$3.44	\$41.26

Service Effectiveness

Mode	Operating Expenses per Unlinked Passenger Trip	Unlinked Trips per Vehicle Revenue Mile	Unlinked Trips per Vehicle Revenue Hour
Demand Response	\$12.30	0.3	3.4
Total	\$12.30	0.3	3.4

Operating Expense per Vehicle Revenue Mile: Agency Total



Unlinked Passenger Trips per Vehicle Revenue Mile: Agency Total

