

Antrim County Transportation

2017 Annual Agency Profile

General Information

Service Consumption

34,541 Annual Unlinked Trips (UPT)

Service Supplied

237,111 Annual Vehicle Revenue Miles (VRM)

11,735 Annual Vehicle Revenue Hours (VRH)

Summary of Operating Expenses (OE)

\$798,231 Total Operating Expenses

Database Information

NTDID: 5R03-50452

Reporter Type: Rural General Public Transit

Financial Information

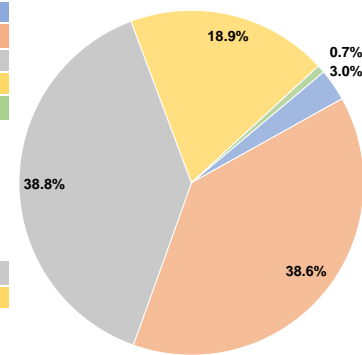
Sources of Operating Funds Expended

Fare Revenues	\$24,032	3.0%
Local Funds	\$307,944	38.6%
State Funds	\$309,852	38.8%
Federal Assistance	\$150,646	18.9%
Other Funds	\$5,757	0.7%
Total Operating Funds Expended	\$798,231	100.0%

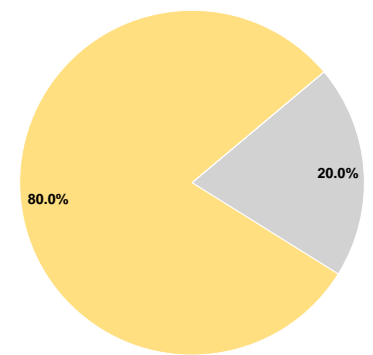
Sources of Capital Funds Expended

Fare Revenues	\$0	0.0%
Local Funds	\$0	0.0%
State Funds	\$19,743	20.0%
Federal Assistance	\$78,972	80.0%
Other Funds	\$0	0.0%
Total Capital Funds Expended	\$98,715	100.0%

Operating Funding Sources



Capital Funding Sources



Modal Characteristics

Operation Characteristics

Vehicles Operated at Maximum Service

Mode	Directly Operated	Purchased Transportation	Operating Expenses	Fare Revenues	Uses of Capital Funds	Annual Unlinked Trips	Annual Vehicle Revenue Miles	Annual Vehicle Revenue Hours
Demand Response	15	-	\$798,231	\$24,032	\$98,715	34,541	237,111	11,735
Total	15	-	\$798,231	\$24,032	\$98,715	34,541	237,111	11,735

Performance Measures

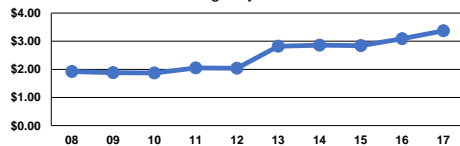
Service Efficiency

Mode	Operating Expenses per Vehicle Revenue Mile	Operating Expenses per Vehicle Revenue Hour
Demand Response	\$3.37	\$68.02
Total	\$3.37	\$68.02

Service Effectiveness

Mode	Operating Expenses per Unlinked Passenger Trip	Unlinked Trips per Vehicle Revenue Mile	Unlinked Trips per Vehicle Revenue Hour
Demand Response	\$23.11	0.1	2.9
Total	\$23.11	0.1	2.9

Operating Expense per Vehicle Revenue Mile:
Agency Total



Unlinked Passenger Trips per Vehicle Revenue
Mile: Agency Total

