

General Information

Service Consumption

54,036 Annual Unlinked Trips (UPT)

Service Supplied

162,803 Annual Vehicle Revenue Miles (VRM)
13,060 Annual Vehicle Revenue Hours (VRH)

Summary of Operating Expenses (OE)

\$658,510 Total Operating Expenses

Database Information

NTDID: 5R03-50514

Reporter Type: Rural General Public Transit

Financial Information

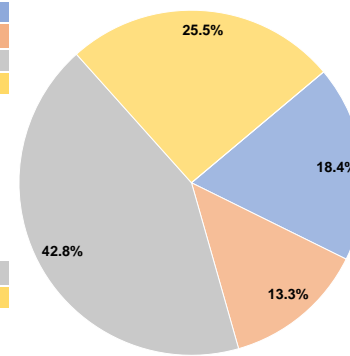
Sources of Operating Funds Expended

Fare Revenues	\$121,241	18.4%
Local Funds	\$87,546	13.3%
State Funds	\$281,745	42.8%
Federal Assistance	\$167,978	25.5%
Other Funds	\$0	0.0%
Total Operating Funds Expended	\$658,510	100.0%

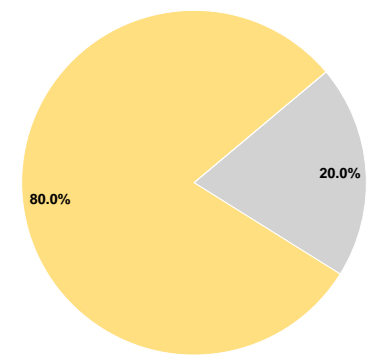
Sources of Capital Funds Expended

Fare Revenues	\$0	0.0%
Local Funds	\$0	0.0%
State Funds	\$14,464	20.0%
Federal Assistance	\$57,854	80.0%
Other Funds	\$0	0.0%
Total Capital Funds Expended	\$72,318	100.0%

Operating Funding Sources



Capital Funding Sources



Modal Characteristics

Operation Characteristics

Vehicles Operated at Maximum Service

Mode	Directly Operated	Purchased Transportation	Operating Expenses	Fare Revenues	Uses of Capital Funds	Annual Unlinked Trips	Annual Vehicle Revenue Miles	Annual Vehicle Revenue Hours
Demand Response	8	-	\$658,510	\$121,241	\$72,318	54,036	162,803	13,060
Total	8	-	\$658,510	\$121,241	\$72,318	54,036	162,803	13,060

Performance Measures

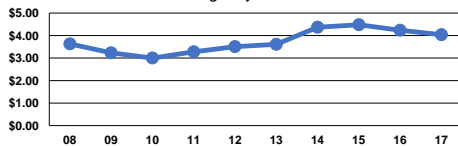
Service Efficiency

Mode	Operating Expenses per Vehicle Revenue Mile	Operating Expenses per Vehicle Revenue Hour
Demand Response	\$4.04	\$50.42
Total	\$4.04	\$50.42

Service Effectiveness

Mode	Operating Expenses per Unlinked Passenger Trip	Unlinked Trips per Vehicle Revenue Mile	Unlinked Trips per Vehicle Revenue Hour
Demand Response	\$12.19	0.3	4.1
Total	\$12.19	0.3	4.1

Operating Expense per Vehicle Revenue Mile: Agency Total



Unlinked Passenger Trips per Vehicle Revenue Mile: Agency Total

