

# Isanti County

## 2017 Annual Agency Profile

### General Information

#### Service Consumption

68,215 Annual Unlinked Trips (UPT)

#### Service Supplied

421,064 Annual Vehicle Revenue Miles (VRM)

21,544 Annual Vehicle Revenue Hours (VRH)

#### Summary of Operating Expenses (OE)

\$1,389,640 Total Operating Expenses

#### Database Information

NTDID: 5R04-50264

Reporter Type: Rural General Public Transit

### Financial Information

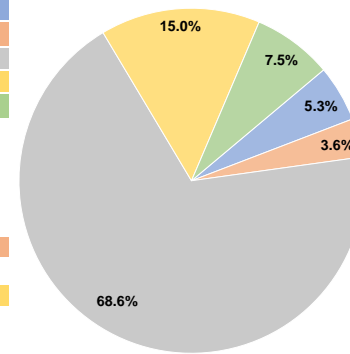
#### Sources of Operating Funds Expended

Fare Revenues	\$73,450	5.3%
Local Funds	\$50,278	3.6%
State Funds	\$953,850	68.6%
Federal Assistance	\$208,198	15.0%
Other Funds	\$103,864	7.5%
<b>Total Operating Funds Expended</b>	<b>\$1,389,640</b>	<b>100.0%</b>

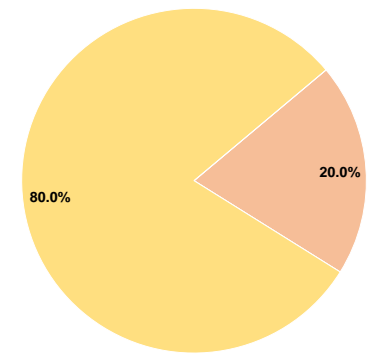
#### Sources of Capital Funds Expended

Fare Revenues	\$0	0.0%
Local Funds	\$56,516	20.0%
State Funds	\$0	0.0%
Federal Assistance	\$226,063	80.0%
Other Funds	\$0	0.0%
<b>Total Capital Funds Expended</b>	<b>\$282,579</b>	<b>100.0%</b>

#### Operating Funding Sources



#### Capital Funding Sources



### Modal Characteristics

#### Operation Characteristics

##### Vehicles Operated at Maximum Service

Mode	Directly Operated	Purchased Transportation	Operating Expenses	Fare Revenues	Uses of Capital Funds	Annual Unlinked Trips	Annual Vehicle Revenue Miles	Annual Vehicle Revenue Hours
Demand Response	3	-	\$320,443	\$16,937	\$65,161	15,730	40,116	4,026
Bus	8	-	\$1,069,197	\$56,513	\$217,418	52,485	380,948	17,518
<b>Total</b>	<b>11</b>	<b>-</b>	<b>\$1,389,640</b>	<b>\$73,450</b>	<b>\$282,579</b>	<b>68,215</b>	<b>421,064</b>	<b>21,544</b>

#### Performance Measures

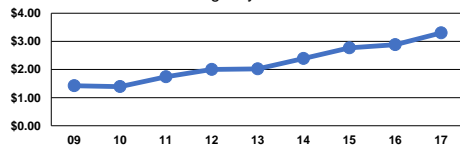
##### Service Efficiency

Mode	Operating Expenses per Vehicle Revenue Mile	Operating Expenses per Vehicle Revenue Hour
Demand Response	\$7.99	\$79.59
Bus	\$2.81	\$61.03
<b>Total</b>	<b>\$3.30</b>	<b>\$64.50</b>

##### Service Effectiveness

Mode	Operating Expenses per Unlinked Passenger Trip	Unlinked Trips per Vehicle Revenue Mile	Unlinked Trips per Vehicle Revenue Hour
Demand Response	\$20.37	0.4	3.9
Bus	\$20.37	0.1	3.0
<b>Total</b>	<b>\$20.37</b>	<b>0.2</b>	<b>3.2</b>

Operating Expense per Vehicle Revenue Mile: Agency Total



Unlinked Passenger Trips per Vehicle Revenue Mile: Agency Total

