

Rock County 2017 Annual Agency Profile

General Information

Service Consumption

9,635 Annual Unlinked Trips (UPT)

Service Supplied

31,464 Annual Vehicle Revenue Miles (VRM)
 2,464 Annual Vehicle Revenue Hours (VRH)

Summary of Operating Expenses (OE)

\$126,624 Total Operating Expenses

Database Information

NTDID: 5R04-50512

Reporter Type: Rural General Public Transit

Financial Information

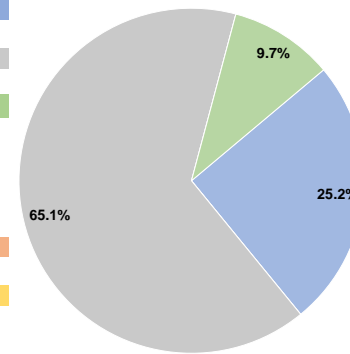
Sources of Operating Funds Expended

Fare Revenues	\$31,912	25.2%
Local Funds	\$0	0.0%
State Funds	\$82,375	65.1%
Federal Assistance	\$0	0.0%
Other Funds	\$12,337	9.7%
Total Operating Funds Expended	\$126,624	100.0%

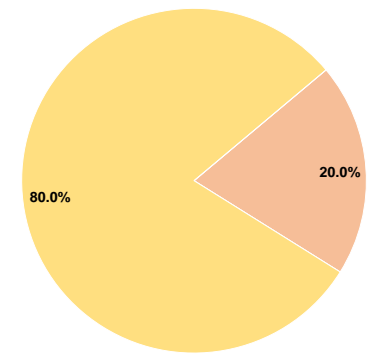
Sources of Capital Funds Expended

Fare Revenues	\$0	0.0%
Local Funds	\$14,483	20.0%
State Funds	\$0	0.0%
Federal Assistance	\$57,933	80.0%
Other Funds	\$0	0.0%
Total Capital Funds Expended	\$72,416	100.0%

Operating Funding Sources



Capital Funding Sources



Modal Characteristics

Operation Characteristics

Vehicles Operated at Maximum Service

Mode	Directly Operated	Purchased Transportation	Operating Expenses	Fare Revenues	Uses of Capital Funds	Annual Unlinked Trips	Annual Vehicle Revenue Miles	Annual Vehicle Revenue Hours
Demand Response	3	-	\$126,624	\$31,912	\$72,416	9,635	31,464	2,464
Total	3	-	\$126,624	\$31,912	\$72,416	9,635	31,464	2,464

Performance Measures

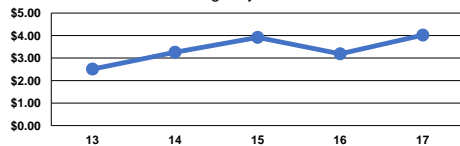
Service Efficiency

Mode	Operating Expenses per Vehicle Revenue Mile	Operating Expenses per Vehicle Revenue Hour
Demand Response	\$4.02	\$51.39
Total	\$4.02	\$51.39

Service Effectiveness

Mode	Operating Expenses per Unlinked Passenger Trip	Unlinked Trips per Vehicle Revenue Mile	Unlinked Trips per Vehicle Revenue Hour
Demand Response	\$13.14	0.3	3.9
Total	\$13.14	0.3	3.9

Operating Expense per Vehicle Revenue Mile: Agency Total



Unlinked Passenger Trips per Vehicle Revenue Mile: Agency Total

