

# Knox Area Transit

## 2017 Annual Agency Profile

### General Information

#### Service Consumption

284,611 Annual Unlinked Trips (UPT)

#### Service Supplied

727,331 Annual Vehicle Revenue Miles (VRM)  
44,460 Annual Vehicle Revenue Hours (VRH)

#### Summary of Operating Expenses (OE)

\$1,670,210 Total Operating Expenses

#### Database Information

NTDID: 5R05-50275

Reporter Type: Rural General Public Transit

### Financial Information

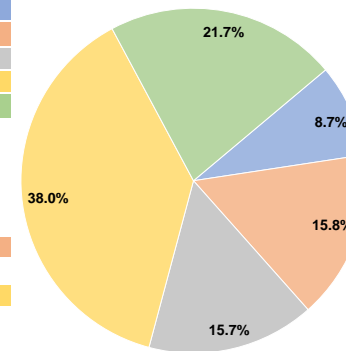
#### Sources of Operating Funds Expended

Fare Revenues	\$145,503	8.7%
Local Funds	\$264,526	15.8%
State Funds	\$262,547	15.7%
Federal Assistance	\$635,000	38.0%
Other Funds	\$362,634	21.7%
<b>Total Operating Funds Expended</b>	<b>\$1,670,210</b>	<b>100.0%</b>

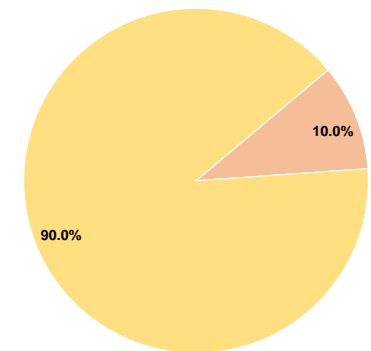
#### Sources of Capital Funds Expended

Fare Revenues	\$0	0.0%
Local Funds	\$16,702	10.0%
State Funds	\$0	0.0%
Federal Assistance	\$150,317	90.0%
Other Funds	\$0	0.0%
<b>Total Capital Funds Expended</b>	<b>\$167,019</b>	<b>100.0%</b>

#### Operating Funding Sources



#### Capital Funding Sources



### Modal Characteristics

#### Operation Characteristics

#### Vehicles Operated at Maximum Service

Mode	Directly Operated	Purchased Transportation	Operating Expenses	Fare Revenues	Uses of Capital Funds	Annual Unlinked Trips	Annual Vehicle Revenue Miles	Annual Vehicle Revenue Hours
Demand Response	26	-	\$1,670,210	\$145,503	\$167,019	284,611	727,331	44,460
<b>Total</b>	<b>26</b>	<b>-</b>	<b>\$1,670,210</b>	<b>\$145,503</b>	<b>\$167,019</b>	<b>284,611</b>	<b>727,331</b>	<b>44,460</b>

#### Performance Measures

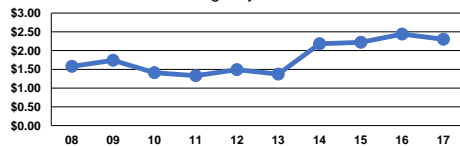
#### Service Efficiency

Mode	Operating Expenses per Vehicle Revenue Mile	Operating Expenses per Vehicle Revenue Hour
Demand Response	\$2.30	\$37.57
<b>Total</b>	<b>\$2.30</b>	<b>\$37.57</b>

#### Service Effectiveness

Mode	Operating Expenses per Unlinked Passenger Trip	Unlinked Trips per Vehicle Revenue Mile	Unlinked Trips per Vehicle Revenue Hour
Demand Response	\$5.87	0.4	6.4
<b>Total</b>	<b>\$5.87</b>	<b>0.4</b>	<b>6.4</b>

Operating Expense per Vehicle Revenue Mile: Agency Total



Unlinked Passenger Trips per Vehicle Revenue Mile: Agency Total

