

# Monroe County Public Transportation

2017 Annual Agency Profile

## General Information

### Service Consumption

36,840 Annual Unlinked Trips (UPT)

### Service Supplied

265,657 Annual Vehicle Revenue Miles (VRM)  
16,024 Annual Vehicle Revenue Hours (VRH)

### Summary of Operating Expenses (OE)

\$372,664 Total Operating Expenses

### Database Information

NTDID: 5R05-50293

Reporter Type: Rural General Public Transit

## Financial Information

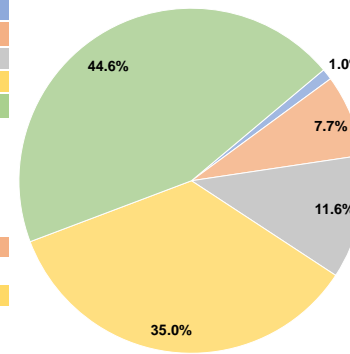
### Sources of Operating Funds Expended

Fare Revenues	\$3,880	1.0%
Local Funds	\$28,740	7.7%
State Funds	\$43,238	11.6%
Federal Assistance	\$130,459	35.0%
Other Funds	\$166,347	44.6%
<b>Total Operating Funds Expended</b>	<b>\$372,664</b>	<b>100.0%</b>

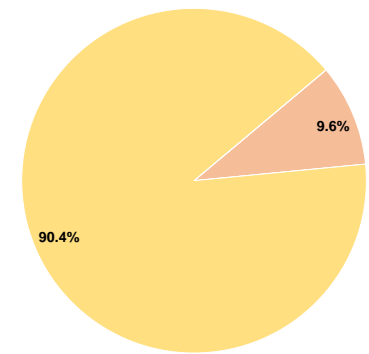
### Sources of Capital Funds Expended

Fare Revenues	\$0	0.0%
Local Funds	\$3,971	9.6%
State Funds	\$0	0.0%
Federal Assistance	\$37,473	90.4%
Other Funds	\$0	0.0%
<b>Total Capital Funds Expended</b>	<b>\$41,444</b>	<b>100.0%</b>

### Operating Funding Sources



### Capital Funding Sources



## Modal Characteristics

### Operation Characteristics

#### Vehicles Operated at Maximum Service

Mode	Directly Operated	Purchased Transportation	Operating Expenses	Fare Revenues	Uses of Capital Funds	Annual Unlinked Trips	Annual Vehicle Revenue Miles	Annual Vehicle Revenue Hours
Demand Response	12	-	\$372,664	\$3,880	\$41,444	36,840	265,657	16,024
<b>Total</b>	<b>12</b>	<b>-</b>	<b>\$372,664</b>	<b>\$3,880</b>	<b>\$41,444</b>	<b>36,840</b>	<b>265,657</b>	<b>16,024</b>

### Performance Measures

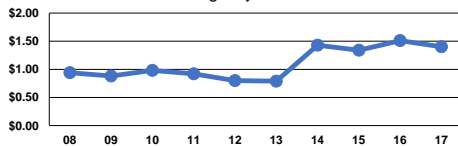
#### Service Efficiency

Mode	Operating Expenses per Vehicle Revenue Mile	Operating Expenses per Vehicle Revenue Hour
Demand Response	\$1.40	\$23.26
<b>Total</b>	<b>\$1.40</b>	<b>\$23.26</b>

#### Service Effectiveness

Mode	Operating Expenses per Unlinked Passenger Trip	Unlinked Trips per Vehicle Revenue Mile	Unlinked Trips per Vehicle Revenue Hour
Demand Response	\$10.12	0.1	2.3
<b>Total</b>	<b>\$10.12</b>	<b>0.1</b>	<b>2.3</b>

Operating Expense per Vehicle Revenue Mile: Agency Total



Unlinked Passenger Trips per Vehicle Revenue Mile: Agency Total

