

# Scioto County/Access Scioto County

2017 Annual Agency Profile

## General Information

### Service Consumption

46,487 Annual Unlinked Trips (UPT)

### Service Supplied

176,054 Annual Vehicle Revenue Miles (VRM)

12,801 Annual Vehicle Revenue Hours (VRH)

### Summary of Operating Expenses (OE)

\$885,395 Total Operating Expenses

### Database Information

NTDID: 5R05-50363

Reporter Type: Rural General Public Transit

## Financial Information

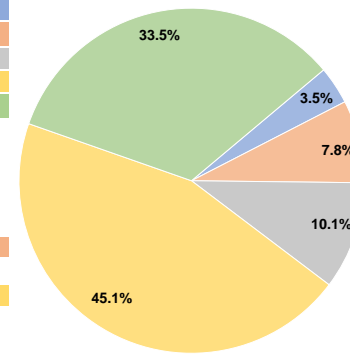
### Sources of Operating Funds Expended

Fare Revenues	\$31,427	3.5%
Local Funds	\$68,619	7.8%
State Funds	\$89,544	10.1%
Federal Assistance	\$399,000	45.1%
Other Funds	\$296,805	33.5%
<b>Total Operating Funds Expended</b>	<b>\$885,395</b>	<b>100.0%</b>

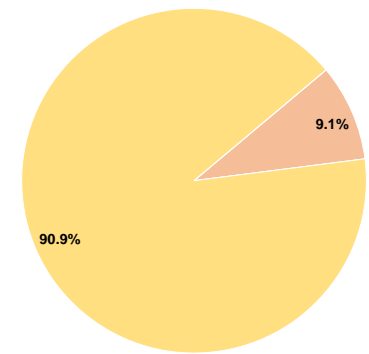
### Sources of Capital Funds Expended

Fare Revenues	\$0	0.0%
Local Funds	\$5,815	9.1%
State Funds	\$0	0.0%
Federal Assistance	\$58,152	90.9%
Other Funds	\$0	0.0%
<b>Total Capital Funds Expended</b>	<b>\$63,967</b>	<b>100.0%</b>

### Operating Funding Sources



### Capital Funding Sources



## Modal Characteristics

### Operation Characteristics

#### Vehicles Operated at Maximum Service

Mode	Directly Operated	Purchased Transportation	Operating Expenses	Fare Revenues	Uses of Capital Funds	Annual Unlinked Trips	Annual Vehicle Revenue Miles	Annual Vehicle Revenue Hours
Demand Response	9	-	\$885,395	\$31,427	\$63,967	46,487	176,054	12,801
<b>Total</b>	<b>9</b>	<b>-</b>	<b>\$885,395</b>	<b>\$31,427</b>	<b>\$63,967</b>	<b>46,487</b>	<b>176,054</b>	<b>12,801</b>

### Performance Measures

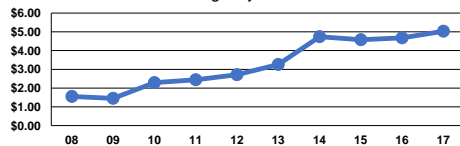
#### Service Efficiency

Mode	Operating Expenses per Vehicle Revenue Mile	Operating Expenses per Vehicle Revenue Hour
Demand Response	\$5.03	\$69.17
<b>Total</b>	<b>\$5.03</b>	<b>\$69.17</b>

#### Service Effectiveness

Mode	Operating Expenses per Unlinked Passenger Trip	Unlinked Trips per Vehicle Revenue Mile	Unlinked Trips per Vehicle Revenue Hour
Demand Response	\$19.05	0.3	3.6
<b>Total</b>	<b>\$19.05</b>	<b>0.3</b>	<b>3.6</b>

Operating Expense per Vehicle Revenue Mile: Agency Total



Unlinked Passenger Trips per Vehicle Revenue Mile: Agency Total

