

# Seneca County Agency Transportation

2017 Annual Agency Profile

## General Information

### Service Consumption

123,360 Annual Unlinked Trips (UPT)

### Service Supplied

472,700 Annual Vehicle Revenue Miles (VRM)

31,489 Annual Vehicle Revenue Hours (VRH)

### Summary of Operating Expenses (OE)

\$1,512,307 Total Operating Expenses

### Database Information

NTDID: 5R05-50440

Reporter Type: Rural General Public Transit

## Financial Information

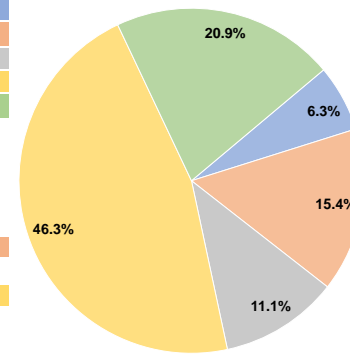
### Sources of Operating Funds Expended

Fare Revenues	\$94,597	6.3%
Local Funds	\$232,947	15.4%
State Funds	\$168,000	11.1%
Federal Assistance	\$700,346	46.3%
Other Funds	\$316,417	20.9%
<b>Total Operating Funds Expended</b>	<b>\$1,512,307</b>	<b>100.0%</b>

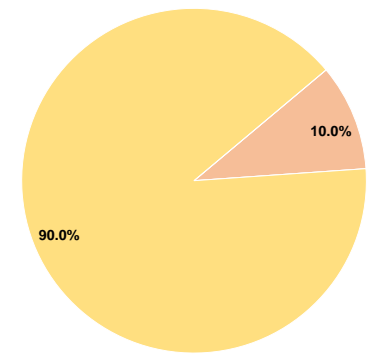
### Sources of Capital Funds Expended

Fare Revenues	\$0	0.0%
Local Funds	\$14,928	10.0%
State Funds	\$0	0.0%
Federal Assistance	\$134,358	90.0%
Other Funds	\$0	0.0%
<b>Total Capital Funds Expended</b>	<b>\$149,286</b>	<b>100.0%</b>

### Operating Funding Sources



### Capital Funding Sources



## Modal Characteristics

### Operation Characteristics

#### Vehicles Operated at Maximum Service

Mode	Directly Operated	Purchased Transportation	Operating Expenses	Fare Revenues	Uses of Capital Funds	Annual Unlinked Trips	Annual Vehicle Revenue Miles	Annual Vehicle Revenue Hours
Demand Response	30	-	\$1,512,307	\$94,597	\$149,286	123,360	472,700	31,489
<b>Total</b>	<b>30</b>	<b>-</b>	<b>\$1,512,307</b>	<b>\$94,597</b>	<b>\$149,286</b>	<b>123,360</b>	<b>472,700</b>	<b>31,489</b>

### Performance Measures

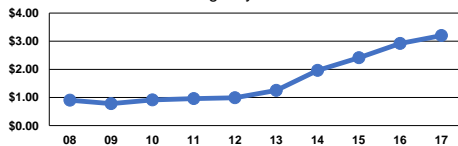
#### Service Efficiency

Mode	Operating Expenses per Vehicle Revenue Mile	Operating Expenses per Vehicle Revenue Hour
Demand Response	\$3.20	\$48.03
<b>Total</b>	<b>\$3.20</b>	<b>\$48.03</b>

#### Service Effectiveness

Mode	Operating Expenses per Unlinked Passenger Trip	Unlinked Trips per Vehicle Revenue Mile	Unlinked Trips per Vehicle Revenue Hour
Demand Response	\$12.26	0.3	3.9
<b>Total</b>	<b>\$12.26</b>	<b>0.3</b>	<b>3.9</b>

Operating Expense per Vehicle Revenue Mile: Agency Total



Unlinked Passenger Trips per Vehicle Revenue Mile: Agency Total

