

Pike County/Community Action Transit System

2017 Annual Agency Profile

General Information

Service Consumption

29,953 Annual Unlinked Trips (UPT)

Service Supplied

167,345 Annual Vehicle Revenue Miles (VRM)

11,355 Annual Vehicle Revenue Hours (VRH)

Summary of Operating Expenses (OE)

\$499,427 Total Operating Expenses

Database Information

NTDID: 5R05-50464

Reporter Type: Rural General Public Transit

Financial Information

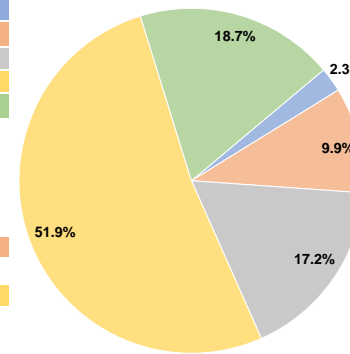
Sources of Operating Funds Expended

Fare Revenues	\$11,519	2.3%
Local Funds	\$49,562	9.9%
State Funds	\$86,082	17.2%
Federal Assistance	\$258,969	51.9%
Other Funds	\$93,295	18.7%
Total Operating Funds Expended	\$499,427	100.0%

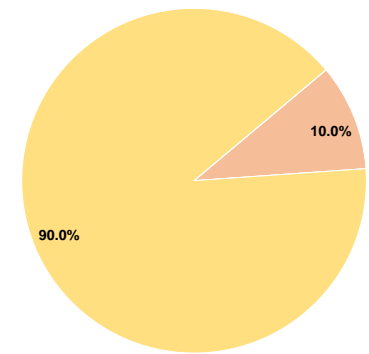
Sources of Capital Funds Expended

Fare Revenues	\$0	0.0%
Local Funds	\$11,945	10.0%
State Funds	\$0	0.0%
Federal Assistance	\$107,505	90.0%
Other Funds	\$0	0.0%
Total Capital Funds Expended	\$119,450	100.0%

Operating Funding Sources



Capital Funding Sources



Modal Characteristics

Operation Characteristics

Vehicles Operated at Maximum Service

Mode	Directly Operated	Purchased Transportation	Operating Expenses	Fare Revenues	Uses of Capital Funds	Annual Unlinked Trips	Annual Vehicle Revenue Miles	Annual Vehicle Revenue Hours
Demand Response	7	-	\$376,582	\$8,686	\$119,450	22,585	145,145	8,562
Bus	1	-	\$122,845	\$2,833	\$0	7,368	22,200	2,793
Total	8	-	\$499,427	\$11,519	\$119,450	29,953	167,345	11,355

Performance Measures

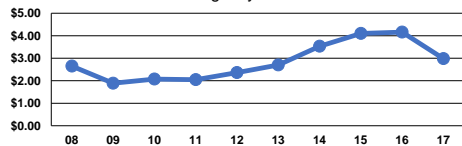
Service Efficiency

Mode	Operating Expenses per Vehicle Revenue Mile	Operating Expenses per Vehicle Revenue Hour
Demand Response	\$2.59	\$43.98
Bus	\$5.53	\$43.98
Total	\$2.98	\$43.98

Service Effectiveness

Mode	Operating Expenses per Unlinked Passenger Trip	Unlinked Trips per Vehicle Revenue Mile	Unlinked Trips per Vehicle Revenue Hour
Demand Response	\$16.67	0.2	2.6
Bus	\$16.67	0.3	2.6
Total	\$16.67	0.2	2.6

Operating Expense per Vehicle Revenue Mile: Agency Total



Unlinked Passenger Trips per Vehicle Revenue Mile: Agency Total

