

General Information

Service Consumption

18,783 Annual Unlinked Trips (UPT)

Service Supplied

77,237 Annual Vehicle Revenue Miles (VRM)

6,464 Annual Vehicle Revenue Hours (VRH)

Summary of Operating Expenses (OE)

\$185,704 Total Operating Expenses

Database Information

NTDID: 5R06-50360

Reporter Type: Rural General Public Transit

Financial Information

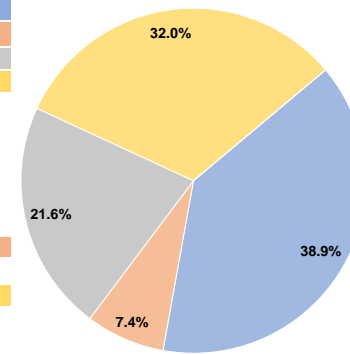
Sources of Operating Funds Expended

Fare Revenues	\$72,324	38.9%
Local Funds	\$13,790	7.4%
State Funds	\$40,164	21.6%
Federal Assistance	\$59,426	32.0%
Other Funds	\$0	0.0%
Total Operating Funds Expended	\$185,704	100.0%

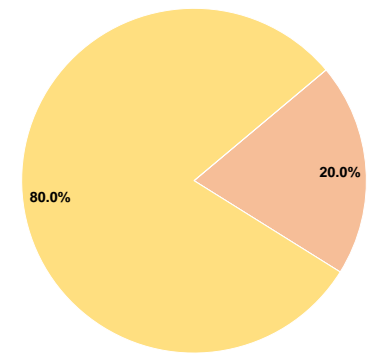
Sources of Capital Funds Expended

Fare Revenues	\$0	0.0%
Local Funds	\$13,155	20.0%
State Funds	\$0	0.0%
Federal Assistance	\$52,621	80.0%
Other Funds	\$0	0.0%
Total Capital Funds Expended	\$65,776	100.0%

Operating Funding Sources



Capital Funding Sources



Modal Characteristics

Operation Characteristics

Vehicles Operated at Maximum Service

Mode	Directly Operated	Purchased Transportation	Operating Expenses	Fare Revenues	Uses of Capital Funds	Annual Unlinked Trips	Annual Vehicle Revenue Miles	Annual Vehicle Revenue Hours
Demand Response - Taxi	-	2	\$185,704	\$72,324	\$65,776	18,783	77,237	6,464
Total	-	2	\$185,704	\$72,324	\$65,776	18,783	77,237	6,464

Performance Measures

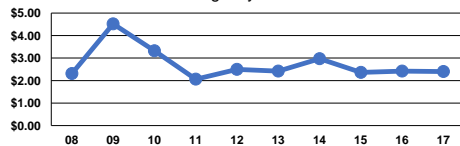
Service Efficiency

Mode	Operating Expenses per Vehicle Revenue Mile	Operating Expenses per Vehicle Revenue Hour
Demand Response - Taxi	\$2.40	\$28.73
Total	\$2.40	\$28.73

Service Effectiveness

Mode	Operating Expenses per Unlinked Passenger Trip	Unlinked Trips per Vehicle Revenue Mile	Unlinked Trips per Vehicle Revenue Hour
Demand Response - Taxi	\$9.89	0.2	2.9
Total	\$9.89	0.2	2.9

Operating Expense per Vehicle Revenue Mile: Agency Total



Unlinked Passenger Trips per Vehicle Revenue Mile: Agency Total

