

General Information

Service Consumption

18,748 Annual Unlinked Trips (UPT)

Service Supplied

76,181 Annual Vehicle Revenue Miles (VRM)

7,331 Annual Vehicle Revenue Hours (VRH)

Summary of Operating Expenses (OE)

\$185,690 Total Operating Expenses

Database Information

NTDID: 5R06-50396

Reporter Type: Rural General Public Transit

Financial Information

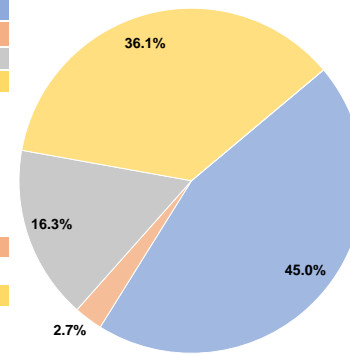
Sources of Operating Funds Expended

Fare Revenues	\$83,534	45.0%
Local Funds	\$4,981	2.7%
State Funds	\$30,216	16.3%
Federal Assistance	\$66,959	36.1%
Other Funds	\$0	0.0%
Total Operating Funds Expended	\$185,690	100.0%

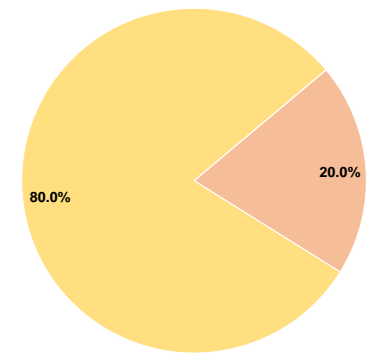
Sources of Capital Funds Expended

Fare Revenues	\$0	0.0%
Local Funds	\$6,268	20.0%
State Funds	\$0	0.0%
Federal Assistance	\$25,070	80.0%
Other Funds	\$0	0.0%
Total Capital Funds Expended	\$31,338	100.0%

Operating Funding Sources



Capital Funding Sources



Modal Characteristics

Operation Characteristics

Vehicles Operated at Maximum Service

Mode	Directly Operated	Purchased Transportation	Operating Expenses	Fare Revenues	Uses of Capital Funds	Annual Unlinked Trips	Annual Vehicle Revenue Miles	Annual Vehicle Revenue Hours
Demand Response - Taxi	-	2	\$185,690	\$83,534	\$31,338	18,748	76,181	7,331
Total	-	2	\$185,690	\$83,534	\$31,338	18,748	76,181	7,331

Performance Measures

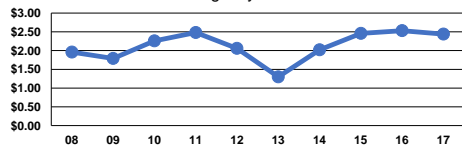
Service Efficiency

Mode	Operating Expenses per Vehicle Revenue Mile	Operating Expenses per Vehicle Revenue Hour
Demand Response - Taxi	\$2.44	\$25.33
Total	\$2.44	\$25.33

Service Effectiveness

Mode	Operating Expenses per Unlinked Passenger Trip	Unlinked Trips per Vehicle Revenue Mile	Unlinked Trips per Vehicle Revenue Hour
Demand Response - Taxi	\$9.90	0.2	2.6
Total	\$9.90	0.2	2.6

Operating Expense per Vehicle Revenue Mile: Agency Total



Unlinked Passenger Trips per Vehicle Revenue Mile: Agency Total

