

# City of Beaver Dam

## 2017 Annual Agency Profile

### General Information

#### Service Consumption

136,405 Annual Unlinked Trips (UPT)

#### Service Supplied

432,221 Annual Vehicle Revenue Miles (VRM)

38,396 Annual Vehicle Revenue Hours (VRH)

#### Summary of Operating Expenses (OE)

\$915,655 Total Operating Expenses

#### Database Information

NTDID: 5R06-50466

Reporter Type: Rural General Public Transit

### Financial Information

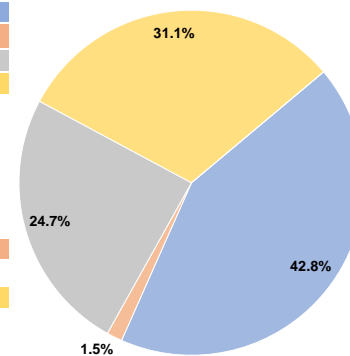
#### Sources of Operating Funds Expended

Fare Revenues	\$391,474	42.8%
Local Funds	\$13,394	1.5%
State Funds	\$226,418	24.7%
Federal Assistance	\$284,369	31.1%
Other Funds	\$0	0.0%
<b>Total Operating Funds Expended</b>	<b>\$915,655</b>	<b>100.0%</b>

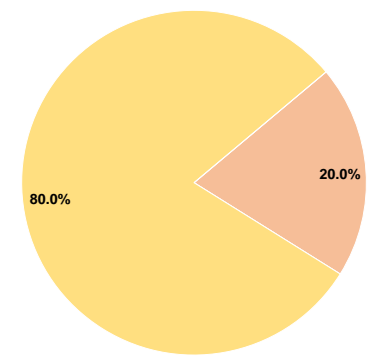
#### Sources of Capital Funds Expended

Fare Revenues	\$0	0.0%
Local Funds	\$10,632	20.0%
State Funds	\$0	0.0%
Federal Assistance	\$42,528	80.0%
Other Funds	\$0	0.0%
<b>Total Capital Funds Expended</b>	<b>\$53,160</b>	<b>100.0%</b>

#### Operating Funding Sources



#### Capital Funding Sources



### Modal Characteristics

#### Operation Characteristics

#### Vehicles Operated at Maximum Service

Mode	Directly Operated	Purchased Transportation	Operating Expenses	Fare Revenues	Uses of Capital Funds	Annual Unlinked Trips	Annual Vehicle Revenue Miles	Annual Vehicle Revenue Hours
Demand Response - Taxi	-	12	\$915,655	\$391,474	\$53,160	136,405	432,221	38,396
<b>Total</b>	<b>-</b>	<b>12</b>	<b>\$915,655</b>	<b>\$391,474</b>	<b>\$53,160</b>	<b>136,405</b>	<b>432,221</b>	<b>38,396</b>

#### Performance Measures

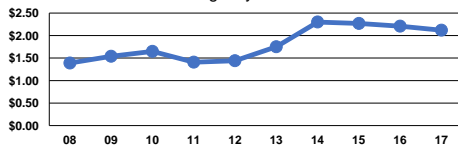
#### Service Efficiency

Mode	Operating Expenses per Vehicle Revenue Mile	Operating Expenses per Vehicle Revenue Hour
Demand Response - Taxi	\$2.12	\$23.85
<b>Total</b>	<b>\$2.12</b>	<b>\$23.85</b>

#### Service Effectiveness

Mode	Operating Expenses per Unlinked Passenger Trip	Unlinked Trips per Vehicle Revenue Mile	Unlinked Trips per Vehicle Revenue Hour
Demand Response - Taxi	\$6.71	0.3	3.6
<b>Total</b>	<b>\$6.71</b>	<b>0.3</b>	<b>3.6</b>

Operating Expense per Vehicle Revenue Mile: Agency Total



Unlinked Passenger Trips per Vehicle Revenue Mile: Agency Total

