

**General Information**

**Service Consumption**

114,625 Annual Unlinked Trips (UPT)

**Service Supplied**

423,534 Annual Vehicle Revenue Miles (VRM)

46,705 Annual Vehicle Revenue Hours (VRH)

**Summary of Operating Expenses (OE)**

\$1,248,048 Total Operating Expenses

**Database Information**

NTDID: 5R06-50470

Reporter Type: Rural General Public Transit

**Financial Information**

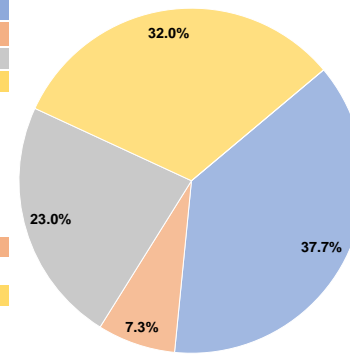
**Sources of Operating Funds Expended**

Fare Revenues	\$470,243	37.7%
Local Funds	\$91,359	7.3%
State Funds	\$287,071	23.0%
Federal Assistance	\$399,375	32.0%
Other Funds	\$0	0.0%
<b>Total Operating Funds Expended</b>	<b>\$1,248,048</b>	<b>100.0%</b>

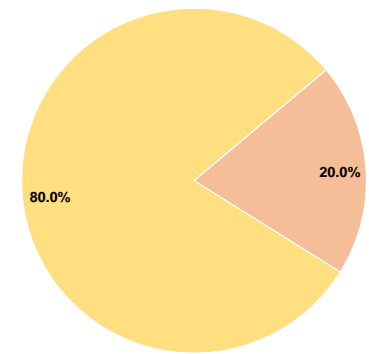
**Sources of Capital Funds Expended**

Fare Revenues	\$0	0.0%
Local Funds	\$34,346	20.0%
State Funds	\$0	0.0%
Federal Assistance	\$137,382	80.0%
Other Funds	\$0	0.0%
<b>Total Capital Funds Expended</b>	<b>\$171,728</b>	<b>100.0%</b>

**Operating Funding Sources**



**Capital Funding Sources**



**Modal Characteristics**

**Operation Characteristics**

**Vehicles Operated at Maximum Service**

Mode	Directly Operated	Purchased Transportation	Operating Expenses	Fare Revenues	Uses of Capital Funds	Annual Unlinked Trips	Annual Vehicle Revenue Miles	Annual Vehicle Revenue Hours
Demand Response - Taxi	-	9	\$1,248,048	\$470,243	\$171,728	114,625	423,534	46,705
<b>Total</b>	<b>-</b>	<b>9</b>	<b>\$1,248,048</b>	<b>\$470,243</b>	<b>\$171,728</b>	<b>114,625</b>	<b>423,534</b>	<b>46,705</b>

**Performance Measures**

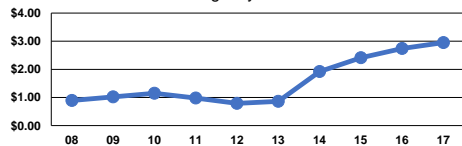
**Service Efficiency**

Mode	Operating Expenses per Vehicle Revenue Mile	Operating Expenses per Vehicle Revenue Hour
Demand Response - Taxi	\$2.95	\$26.72
<b>Total</b>	<b>\$2.95</b>	<b>\$26.72</b>

**Service Effectiveness**

Mode	Operating Expenses per Unlinked Passenger Trip	Unlinked Trips per Vehicle Revenue Mile	Unlinked Trips per Vehicle Revenue Hour
Demand Response - Taxi	\$10.89	0.3	2.5
<b>Total</b>	<b>\$10.89</b>	<b>0.3</b>	<b>2.5</b>

Operating Expense per Vehicle Revenue Mile: Agency Total



Unlinked Passenger Trips per Vehicle Revenue Mile: Agency Total

