

City of Prairie du Chien

2017 Annual Agency Profile

General Information

Service Consumption

53,788 Annual Unlinked Trips (UPT)

Service Supplied

364,011 Annual Vehicle Revenue Miles (VRM)

18,630 Annual Vehicle Revenue Hours (VRH)

Summary of Operating Expenses (OE)

\$659,629 Total Operating Expenses

Database Information

NTDID: 5R06-50482

Reporter Type: Rural General Public Transit

Financial Information

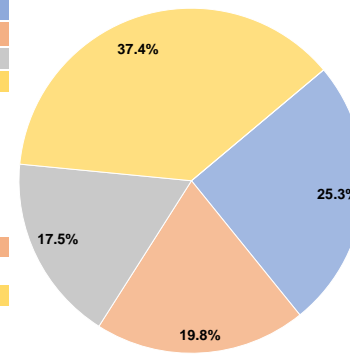
Sources of Operating Funds Expended

Fare Revenues	\$166,857	25.3%
Local Funds	\$130,825	19.8%
State Funds	\$115,561	17.5%
Federal Assistance	\$246,386	37.4%
Other Funds	\$0	0.0%
Total Operating Funds Expended	\$659,629	100.0%

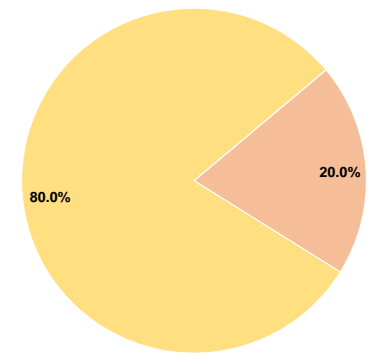
Sources of Capital Funds Expended

Fare Revenues	\$0	0.0%
Local Funds	\$12,535	20.0%
State Funds	\$0	0.0%
Federal Assistance	\$50,140	80.0%
Other Funds	\$0	0.0%
Total Capital Funds Expended	\$62,675	100.0%

Operating Funding Sources



Capital Funding Sources



Modal Characteristics

Operation Characteristics

Vehicles Operated at Maximum Service

Mode	Directly Operated	Purchased Transportation	Operating Expenses	Fare Revenues	Uses of Capital Funds	Annual Unlinked Trips	Annual Vehicle Revenue Miles	Annual Vehicle Revenue Hours
Demand Response - Taxi	-	5	\$310,798	\$110,687	\$62,675	33,284	126,077	11,469
Bus	-	5	\$348,831	\$56,170	\$0	20,504	237,934	7,161
Total	-	10	\$659,629	\$166,857	\$62,675	53,788	364,011	18,630

Performance Measures

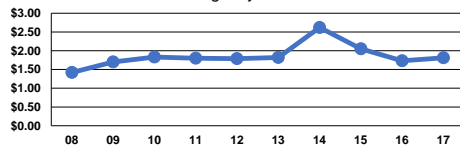
Service Efficiency

Mode	Operating Expenses per Vehicle Revenue Mile	Operating Expenses per Vehicle Revenue Hour
Demand Response - Taxi	\$2.47	\$27.10
Bus	\$1.47	\$48.71
Total	\$1.81	\$35.41

Service Effectiveness

Mode	Operating Expenses per Unlinked Passenger Trip	Unlinked Trips per Vehicle Revenue Mile	Unlinked Trips per Vehicle Revenue Hour
Demand Response - Taxi	\$9.34	0.3	2.9
Bus	\$17.01	0.1	2.9
Total	\$12.26	0.1	2.9

Operating Expense per Vehicle Revenue Mile: Agency Total



Unlinked Passenger Trips per Vehicle Revenue Mile: Agency Total

