

General Information

Service Consumption

65,890 Annual Unlinked Trips (UPT)

Service Supplied

60,445 Annual Vehicle Revenue Miles (VRM)
 7,450 Annual Vehicle Revenue Hours (VRH)

Summary of Operating Expenses (OE)

\$525,631 Total Operating Expenses

Database Information

NTDID: 5R06-50505

Reporter Type: Rural General Public Transit

Financial Information

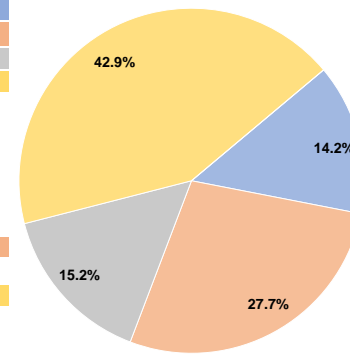
Sources of Operating Funds Expended

Fare Revenues	\$74,505	14.2%
Local Funds	\$145,696	27.7%
State Funds	\$79,982	15.2%
Federal Assistance	\$225,448	42.9%
Other Funds	\$0	0.0%
Total Operating Funds Expended	\$525,631	100.0%

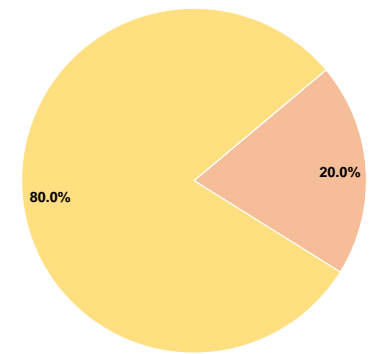
Sources of Capital Funds Expended

Fare Revenues	\$0	0.0%
Local Funds	\$46,025	20.0%
State Funds	\$0	0.0%
Federal Assistance	\$184,100	80.0%
Other Funds	\$0	0.0%
Total Capital Funds Expended	\$230,125	100.0%

Operating Funding Sources



Capital Funding Sources



Modal Characteristics

Operation Characteristics

Vehicles Operated at Maximum Service

Mode	Directly Operated	Purchased Transportation	Operating Expenses	Fare Revenues	Uses of Capital Funds	Annual Unlinked Trips	Annual Vehicle Revenue Miles	Annual Vehicle Revenue Hours
Bus	4	-	\$525,631	\$74,505	\$230,125	65,890	60,445	7,450
Total	4	-	\$525,631	\$74,505	\$230,125	65,890	60,445	7,450

Performance Measures

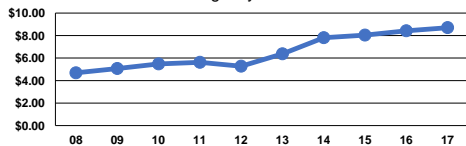
Service Efficiency

Mode	Operating Expenses per Vehicle Revenue Mile	Operating Expenses per Vehicle Revenue Hour
Bus	\$8.70	\$70.55
Total	\$8.70	\$70.55

Service Effectiveness

Mode	Operating Expenses per Unlinked Passenger Trip	Unlinked Trips per Vehicle Revenue Mile	Unlinked Trips per Vehicle Revenue Hour
Bus	\$7.98	1.1	8.8
Total	\$7.98	1.1	8.8

Operating Expense per Vehicle Revenue Mile: Agency Total



Unlinked Passenger Trips per Vehicle Revenue Mile: Agency Total

