

# Sawyer County/LCO Transit Commission DBA Namekagon Transit

2017 Annual Agency Profile

## General Information

### Service Consumption

80,063 Annual Unlinked Trips (UPT)

### Service Supplied

655,494 Annual Vehicle Revenue Miles (VRM)

38,952 Annual Vehicle Revenue Hours (VRH)

### Summary of Operating Expenses (OE)

\$1,699,839 Total Operating Expenses

### Database Information

NTDID: 5R06-50507

Reporter Type: Rural General Public Transit

## Financial Information

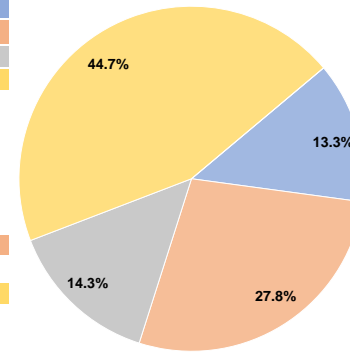
### Sources of Operating Funds Expended

Fare Revenues	\$225,296	13.3%
Local Funds	\$471,931	27.8%
State Funds	\$242,488	14.3%
Federal Assistance	\$760,124	44.7%
Other Funds	\$0	0.0%
<b>Total Operating Funds Expended</b>	<b>\$1,699,839</b>	<b>100.0%</b>

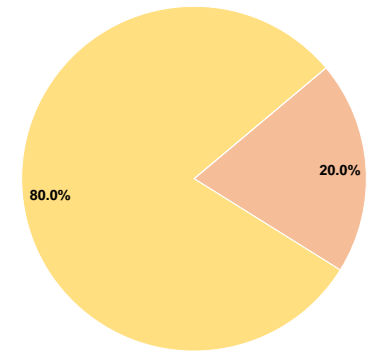
### Sources of Capital Funds Expended

Fare Revenues	\$0	0.0%
Local Funds	\$16,060	20.0%
State Funds	\$0	0.0%
Federal Assistance	\$64,242	80.0%
Other Funds	\$0	0.0%
<b>Total Capital Funds Expended</b>	<b>\$80,302</b>	<b>100.0%</b>

### Operating Funding Sources



### Capital Funding Sources



## Modal Characteristics

### Operation Characteristics

#### Vehicles Operated at Maximum Service

Mode	Directly Operated	Purchased Transportation	Operating Expenses	Fare Revenues	Uses of Capital Funds	Annual Unlinked Trips	Annual Vehicle Revenue Miles	Annual Vehicle Revenue Hours
Demand Response	15	-	\$1,699,839	\$225,296	\$80,302	80,063	655,494	38,952
<b>Total</b>	<b>15</b>	<b>-</b>	<b>\$1,699,839</b>	<b>\$225,296</b>	<b>\$80,302</b>	<b>80,063</b>	<b>655,494</b>	<b>38,952</b>

### Performance Measures

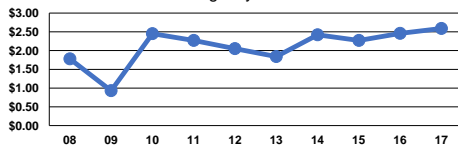
#### Service Efficiency

Mode	Operating Expenses per Vehicle Revenue Mile	Operating Expenses per Vehicle Revenue Hour
Demand Response	\$2.59	\$43.64
<b>Total</b>	<b>\$2.59</b>	<b>\$43.64</b>

#### Service Effectiveness

Mode	Operating Expenses per Unlinked Passenger Trip	Unlinked Trips per Vehicle Revenue Mile	Unlinked Trips per Vehicle Revenue Hour
Demand Response	\$21.23	0.1	2.1
<b>Total</b>	<b>\$21.23</b>	<b>0.1</b>	<b>2.1</b>

Operating Expense per Vehicle Revenue Mile: Agency Total



Unlinked Passenger Trips per Vehicle Revenue Mile: Agency Total

