

Citizen Potawatomi Nation

2017 Annual Agency Profile

General Information

Federally Recognized Tribal Statistical Areas
 Citizen Potawatomi Nation-Absentee Shawnee OTSA, OK

Service Consumption
 28,852 Annual Unlinked Trips (UPT)

Service Supplied
 203,623 Annual Vehicle Revenue Miles (VRM)
 14,852 Annual Vehicle Revenue Hours (VRH)

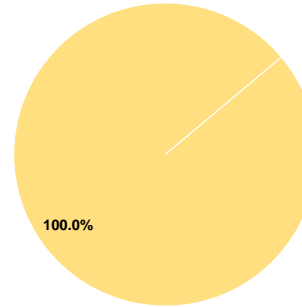
Database Information
 NTDID: 60004
 Reporter Type: Tribal Reporter

Financial Information

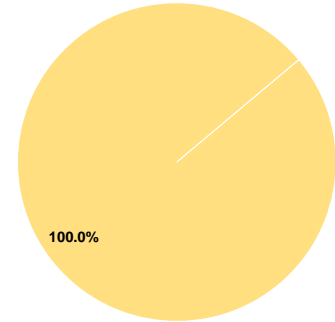
Sources of Operating Funds Expended			
Fare Revenues	\$0	0.0%	
Local Funds	\$0	0.0%	
State Funds	\$0	0.0%	
Federal Assistance	\$532,124	100.0%	
Other Funds	\$0	0.0%	
Total Operating Funds Expended	\$532,124	100.0%	

Sources of Capital Funds Expended			
Fare Revenues	\$0	0.0%	
Local Funds	\$0	0.0%	
State Funds	\$0	0.0%	
Federal Assistance	\$45,884	100.0%	
Other Funds	\$0	0.0%	
Total Capital Funds Expended	\$45,884	100.0%	

Operating Funding Sources



Capital Funding Sources



Modal Characteristics

Operation Characteristics

Vehicles Operated at Maximum Service

Mode	Directly Operated	Purchased Transportation	Operating Expenses	Fare Revenues	Uses of Capital Funds	Annual Unlinked Trips	Annual Vehicle Revenue Miles	Annual Vehicle Revenue Hours	Average Fleet Age in Years ^a
Demand Response	7	-	\$532,124	\$0	\$45,884	28,852	203,623	14,852	3.1
Total	7	-	\$532,124	\$0	\$45,884	28,852	203,623	14,852	

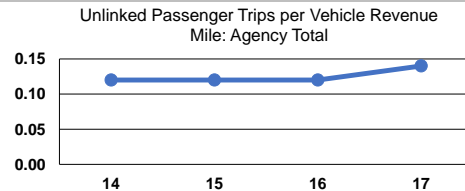
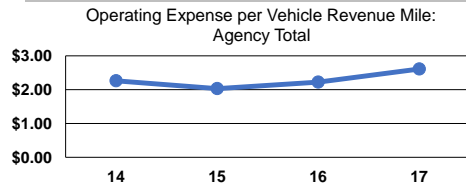
Performance Measures

Service Efficiency

Mode	Operating Expenses per Vehicle Revenue Mile	Operating Expenses per Vehicle Revenue Hour
Demand Response	\$2.61	\$35.83
Total	\$2.61	\$35.83

Service Effectiveness

Mode	Operating Expenses per Unlinked Passenger Trip	Unlinked Trips per Vehicle Revenue Mile	Unlinked Trips per Vehicle Revenue Hour
Demand Response	\$18.44	0.1	1.9
Total	\$18.44	0.1	1.9



Notes:

^aDemand Response - Taxi (DT) and non-dedicated fleets do not report fleet age data.