

General Information

Urbanized Area (UZA) Statistics - 2010 Census

Alexandria, LA
66 **Square Miles**
82,804 **Population**
346 **Pop. Rank out of 498 UZAs**

Service Area Statistics

28 **Square Miles**
62,924 **Population**

Service Consumption

661,402 **Annual Unlinked Trips (UPT)**

Service Supplied

557,830 **Annual Vehicle Revenue Miles (VRM)**
39,669 **Annual Vehicle Revenue Hours (VRH)**

Database Information

NTDID: 60025

Reporter Type: Reduced Reporter

Financial Information

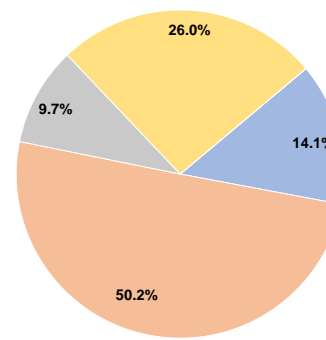
Sources of Operating Funds Expended

Fare Revenues	\$411,019	14.1%
Local Funds	\$1,468,115	50.2%
State Funds	\$284,325	9.7%
Federal Assistance	\$759,206	26.0%
Other Funds	\$0	0.0%
Total Operating Funds Expended	\$2,922,665	100.0%

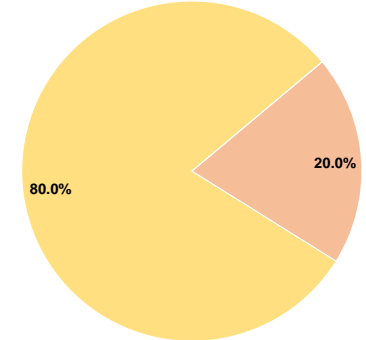
Sources of Capital Funds Expended

Fare Revenues	\$0	0.0%
Local Funds	\$12,766	20.0%
State Funds	\$0	0.0%
Federal Assistance	\$51,063	80.0%
Other Funds	\$0	0.0%
Total Capital Funds Expended	\$63,829	100.0%

Operating Funding Sources



Capital Funding Sources



Modal Characteristics

Operation Characteristics

Vehicles Operated at Maximum Service

Mode	Directly Operated	Purchased Transportation	Operating Expenses	Fare Revenues	Uses of Capital Funds	Annual Unlinked Trips	Annual Vehicle Revenue Miles	Annual Vehicle Revenue Hours	Average Fleet Age in Years ^a
Demand Response	2	-	\$424,533	\$12,841	\$12,766	16,917	69,518	5,662	3.7
Bus	8	-	\$2,498,132	\$398,178	\$51,063	644,485	488,312	34,007	7.2
Total	10	-	\$2,922,665	\$411,019	\$63,829	661,402	557,830	39,669	

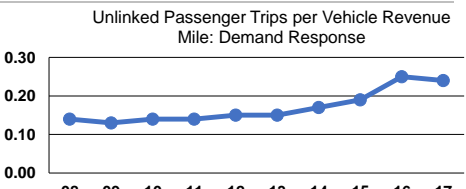
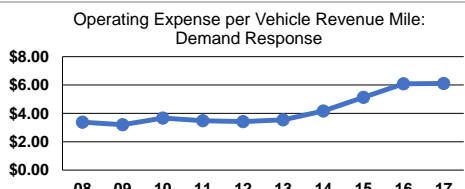
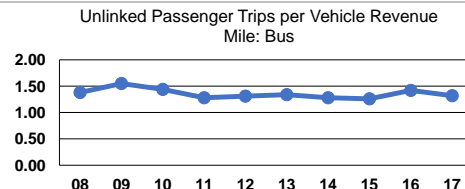
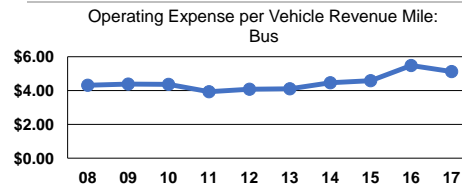
Performance Measures

Service Efficiency

Mode	Operating Expenses per Vehicle Revenue Mile	Operating Expenses per Vehicle Revenue Hour
Demand Response	\$6.11	\$74.98
Bus	\$5.12	\$73.46
Total	\$5.24	\$73.68

Service Effectiveness

Mode	Operating Expenses per Unlinked Passenger Trip	Unlinked Trips per Vehicle Revenue Mile	Unlinked Trips per Vehicle Revenue Hour
Demand Response	\$25.10	0.2	3.0
Bus	\$3.88	1.3	19.0
Total	\$4.42	1.2	16.7



Notes:

^aDemand Response - Taxi (DT) and non-dedicated fleets do not report fleet age data.