

Jonesboro Economical Transportation System

2017 Annual Agency Profile

General Information

Urbanized Area (UZA) Statistics - 2010 Census

Jonesboro, AR
47 Square Miles
65,419 Population
420 Pop. Rank out of 498 UZAs

Service Area Statistics

39 Square Miles
51,804 Population

Service Consumption

137,208 Annual Unlinked Trips (UPT)

Service Supplied

309,418 Annual Vehicle Revenue Miles (VRM)
21,076 Annual Vehicle Revenue Hours (VRH)

Database Information

NTDID: 60104

Reporter Type: Reduced Reporter

Financial Information

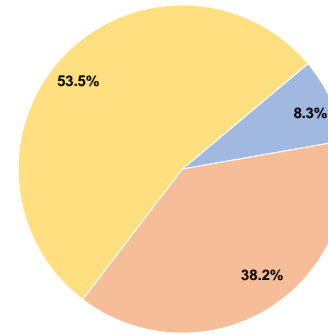
Sources of Operating Funds Expended

Fare Revenues	\$71,329	8.3%
Local Funds	\$326,789	38.2%
State Funds	\$0	0.0%
Federal Assistance	\$457,896	53.5%
Other Funds	\$0	0.0%
Total Operating Funds Expended	\$856,014	100.0%

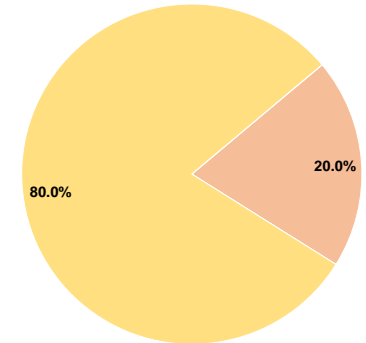
Sources of Capital Funds Expended

Fare Revenues	\$0	0.0%
Local Funds	\$40,456	20.0%
State Funds	\$0	0.0%
Federal Assistance	\$161,622	80.0%
Other Funds	\$0	0.0%
Total Capital Funds Expended	\$202,078	100.0%

Operating Funding Sources



Capital Funding Sources



Modal Characteristics

Operation Characteristics

Vehicles Operated at Maximum Service

Mode	Directly Operated	Purchased Transportation	Operating Expenses	Fare Revenues	Uses of Capital Funds	Annual Unlinked Trips	Annual Vehicle Revenue Miles	Annual Vehicle Revenue Hours	Average Fleet Age in Years ^a
Demand Response	3	-	\$172,623	\$20,440	\$40,415	8,517	60,518	4,371	3.7
Bus	8	-	\$683,391	\$50,889	\$161,663	128,691	248,900	16,705	2.8
Total	11	-	\$856,014	\$71,329	\$202,078	137,208	309,418	21,076	

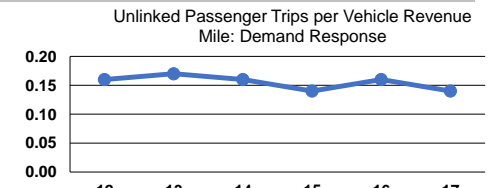
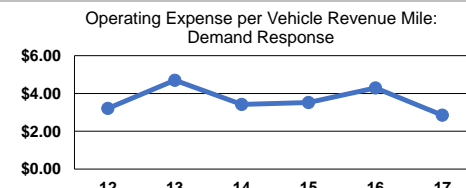
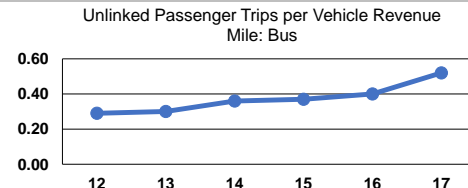
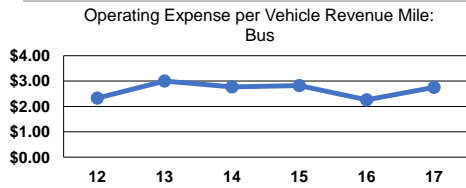
Performance Measures

Service Efficiency

Mode	Operating Expenses per Vehicle Revenue Mile	Operating Expenses per Vehicle Revenue Hour
Demand Response	\$2.85	\$39.49
Bus	\$2.75	\$40.91
Total	\$2.77	\$40.62

Service Effectiveness

Mode	Operating Expenses per Unlinked Passenger Trip	Unlinked Trips per Vehicle Revenue Mile	Unlinked Trips per Vehicle Revenue Hour
Demand Response	\$20.27	0.1	1.9
Bus	\$5.31	0.5	7.7
Total	\$6.24	0.4	6.5



Notes:

^aDemand Response - Taxi (DT) and non-dedicated fleets do not report fleet age data.