

River Parishes Transit Authority

2017 Annual Agency Profile

General Information

Urbanized Area (UZA) Statistics - 2010 Census

New Orleans, LA
251 Square Miles
899,703 Population
49 Pop. Rank out of 498 UZAs

Other UZAs Served

0 Louisiana Non-UZA

Service Area Statistics

143 Square Miles
98,704 Population

Service Consumption

16,485 Annual Unlinked Trips (UPT)

Service Supplied

206,383 Annual Vehicle Revenue Miles (VRM)
12,461 Annual Vehicle Revenue Hours (VRH)

Database Information

NTDID: 60112

Reporter Type: Reduced Reporter

Financial Information

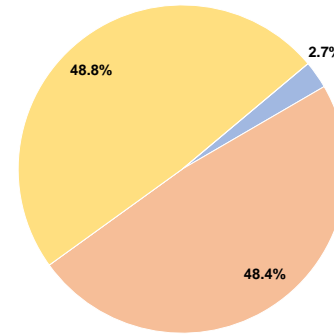
Sources of Operating Funds Expended

Fare Revenues	\$32,725	2.7%
Local Funds	\$580,963	48.4%
State Funds	\$0	0.0%
Federal Assistance	\$585,790	48.8%
Other Funds	\$0	0.0%
Total Operating Funds Expended	\$1,199,478	100.0%

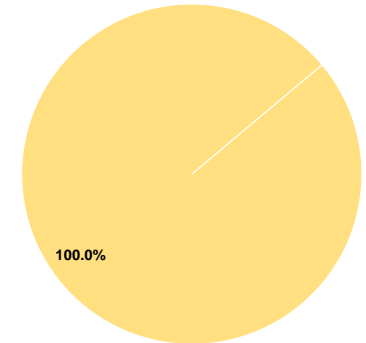
Sources of Capital Funds Expended

Fare Revenues	\$0	0.0%
Local Funds	\$0	0.0%
State Funds	\$0	0.0%
Federal Assistance	\$265,795	100.0%
Other Funds	\$0	0.0%
Total Capital Funds Expended	\$265,795	100.0%

Operating Funding Sources



Capital Funding Sources



Modal Characteristics

Operation Characteristics

Vehicles Operated at Maximum Service

Mode	Directly Operated	Purchased Transportation	Operating Expenses	Fare Revenues	Uses of Capital Funds	Annual Unlinked Trips	Annual Vehicle Revenue Miles	Annual Vehicle Revenue Hours	Average Fleet Age in Years ^a
Demand Response	-	3	\$1,159,878	\$32,725	\$265,795	16,485	206,383	12,461	3.3
Total	-	3	\$1,159,878	\$32,725	\$265,795	16,485	206,383	12,461	

Performance Measures

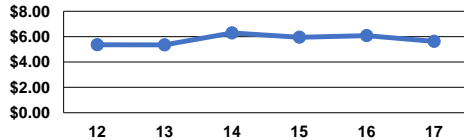
Service Efficiency

Mode	Operating Expenses per Vehicle Revenue Mile	Operating Expenses per Vehicle Revenue Hour
Demand Response	\$5.62	\$93.08
Total	\$5.62	\$93.08

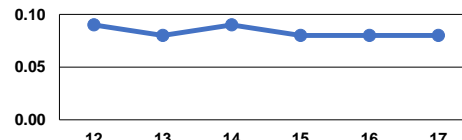
Service Effectiveness

Mode	Operating Expenses per Unlinked Passenger Trip	Unlinked Trips per Vehicle Revenue Mile	Unlinked Trips per Vehicle Revenue Hour
Demand Response	\$70.36	0.1	1.3
Total	\$70.36	0.1	1.3

Operating Expense per Vehicle Revenue Mile: Demand Response



Unlinked Passenger Trips per Vehicle Revenue Mile: Demand Response



Notes:

^aDemand Response - Taxi (DT) and non-dedicated fleets do not report fleet age data.